
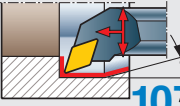
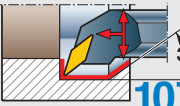

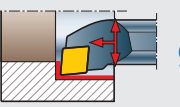

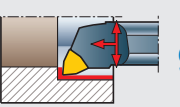

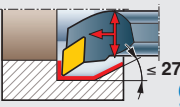

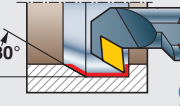
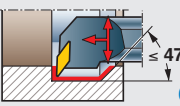

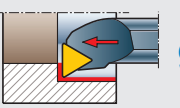
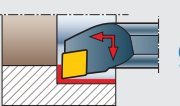
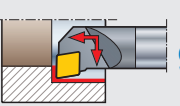
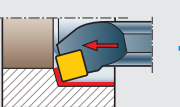
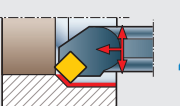
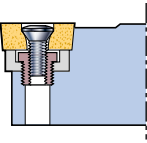
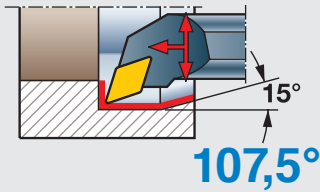
									Page Seite Sida	 Page: Seite: Sida: B19 - B21			
		8	10	12	16	20	25	32	40	50			60		
 107,5°	SDQC R/L			07	07	07		11	11	15				B85	
 107,5°	SVQC R/L-EB SVQB R/L			11	11	11	11				16			B85	
 95°	SCLC R/L		06	06	06	09	09	09			12			B86	
 95°	SWLC R/L Solid tungsten carbide Massives Hartmetall Solid hårdmetall	02 04	04	04		06	06							B86	
 93°	SDUC R/L Solid tungsten carbide Massives Hartmetall Solid hårdmetall		07	07	07	07	11	11	11					B87	
 93°	SDXC R/L			07	07	07		11						B87	
 93°	SVUC R/L-EB SVUB R/L				11	11	11				16			B88	
 91°	STFC R/L			09	11	11	11				16			B88	
 91°	SCFC R/L	06	06	06		09	09							B89	
 91°	SCFC R/L Solid tungsten carbide Massives Hartmetall Solid hårdmetall	06	06		09	09								B89	
 75°	SSKC R/L				09	09								B90	
 45°	SSSC R/L				09	09	09				12			B90	

SDQC R/L

Recommendations
Empfehlungen
Rekommendationer

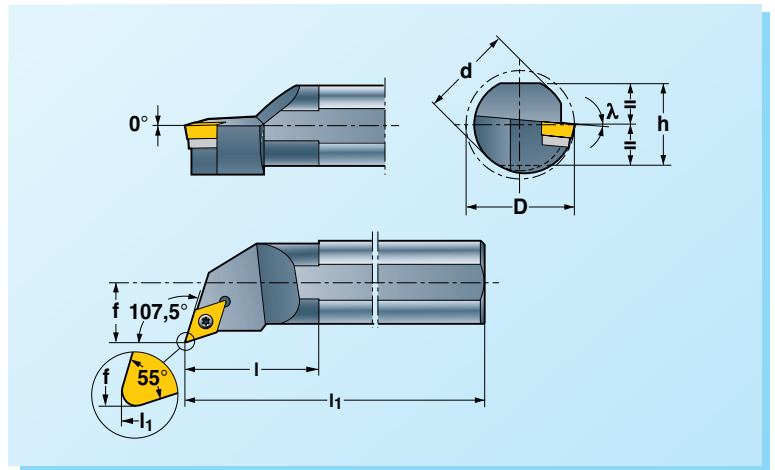
Page: Seite: Sida:

B9-B11, B15



S

The drawing shows right-hand version. Left-hand version reversed.
Die Zeichnung zeigt Rechtsausführung. Linksausführung umgekehrt.
Ritningen visar högerutförande. Vänsterutförande spegelvänt.



	d	h	l ₁	l	f	D _{min}	λ						DCMW DCMT DCXT	Page: Seite: Sida: B143-B146
									torx					
S12Q-SDQC R/L 07 S16R-SDQC R/L 07 S20S-SDQC R/L 07	12 16 20	11 15 18	180 200 250	20 25 30	9 11 13	17 21 25	-11° -5° -5°	FTX072507	NY7X	-	-	-	0702 ..	
S25T-SDQC R/L 11 S32U-SDQC R/L 11	25 32	23 30	300 350	45 50	17 22	32 40	-5° -12°	FTX154010 FTX153514	NY15X NY15X	- UDC11	- RSM508	- NY3.5	11T3 ..	
S32U-SDQC R/L 15	32	30	350	50	22	40	-12°	FTX154515	NY15X	UDC15	RSM610	NY4.5	1504 ..	

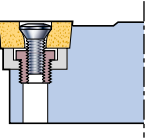
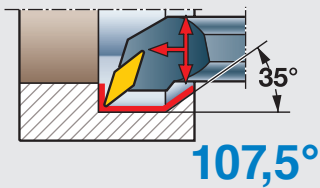
SVQC R/L

SVQB R/L

Recommendations
Empfehlungen
Rekommendationer

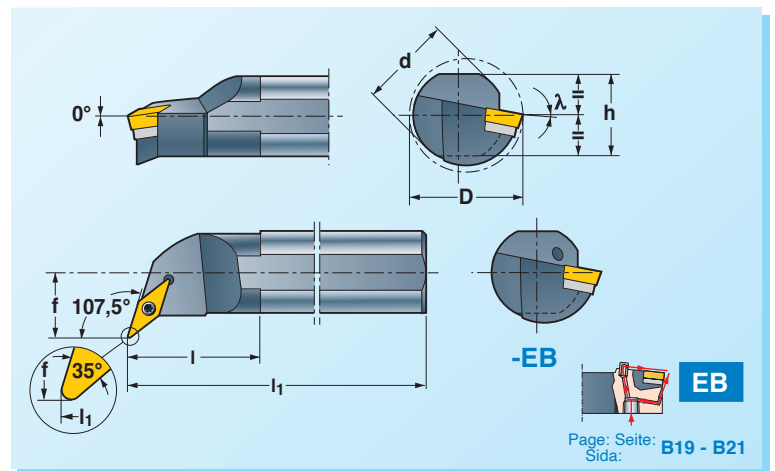
Page: Seite: Sida:

B9-B11, B15



S

The drawing shows right-hand version. Left-hand version reversed.
Die Zeichnung zeigt Rechtsausführung. Linksausführung umgekehrt.
Ritningen visar högerutförande. Vänsterutförande spegelvänt.



Page: Seite: B19 - B21
Sida:

	d	h	l ₁	l	f	D _{min}	λ						VBMW VCMW VBMV VCMT VCXT	Page: Seite: Sida: B143-B146
									torx					
A20Q-SVQC R/L 11M-EB A25R-SVQC R/L 11M-EB	20 25	18 23	180 200	27 33	15 18	27 33	-5° -4°	FTX072507	NY7X	-	-	-	VCM_ 1103 ..	
S32U-SVQB R/L 16	32	30	350	50	22	40	-12°	FTX153514	NY15X	UVB16	RSM508	NY3.5	VCM_/VBM_ 1604..	

EB = Adapted for micro lubrication system

E = Carbide shank
R = Cylindrical shank
A = Through coolant

EB = Für Minimalmengenschmiersystem angepasst

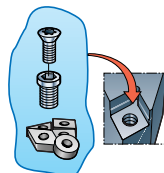
E = Hartmetallschaft
R = Cylindrisches Schaft
A = Innenkühlmittelzuführung

EB = Anpassad för minimalsmörjsystem

E = Hårdmetallskaft
R = Cylindriskt skaft
A = Invändig kylvätsketillförsel

* Selection of cutting geometry page:
Wahl der Schneidgeometrie, Seite:
Val av skärgeometri, sid:

B22-B26



Spare parts shown in the coloured columns are supplied assembled in each tool.

Die in den farbigen Spalten aufgeführten Ersatzteile sind in den Werkzeugen montiert.

Reservdelar i de färgade kolumnerna ingår monterade i varje verktyg.

Ordering example:

Bestellbeispiel: **S32U-SVQBR 16**

Beställningsexempel:

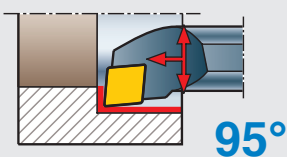


SCLC R/L

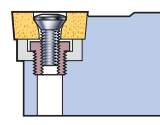
Recommendations
Empfehlungen
Rekommendationer

Page: Seite: Sida:

B9-B11, B15

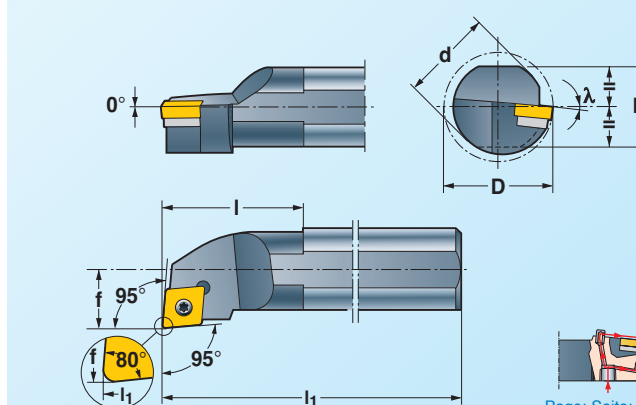


95°



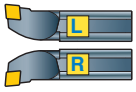
S

The drawing shows right-hand version. Left-hand version reversed.
Die Zeichnung zeigt Rechtsausführung. Linksausführung umgekehrt.
Ritningen visar högerutförande. Vänsterutförande spegelvänt.



EB

Page: Seite: **B19 - B21**
Sida:

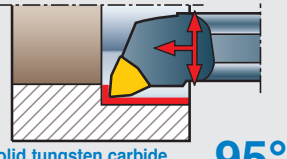
	d	h	l ₁	l	f	D _{min}	λ						CCMW CCMT CCXT	Page: Seite: Sida: B143-B146
														
S08K-SCLC R/L 06	8	7	125	20	5	11	-11°	FTX072505						
S10L-SCLC R/L 06	10	9	140	20	7	13	-11°	FTX072507	NY7X	-	-	-	0602 ..	
S12N-SCLC R/L 06	12	11	160	25	9	16	-15°	FTX072507						
S16R-SCLC R/L 09M	16	15	200	30	11	20	-12°	FTX154008						
S20S-SCLC R/L 09M	20	18	250	35	13	25	-8°	FTX154010	NY15X	-	-	-	09T3 ..	
S25T-SCLC R/L 09M	25	23	300	45	17	32	-6°	FTX154010						
S32U-SCLC R/L 12	32	30	350	50	22	40	-12°	FTX154515	NY15X	UCC12	RSM610	NY4.5	1204 ..	

SWLC R/L

Recommendations
Empfehlungen
Rekommendationer

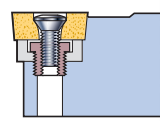
Page: Seite: Sida:

B9-B11, B15



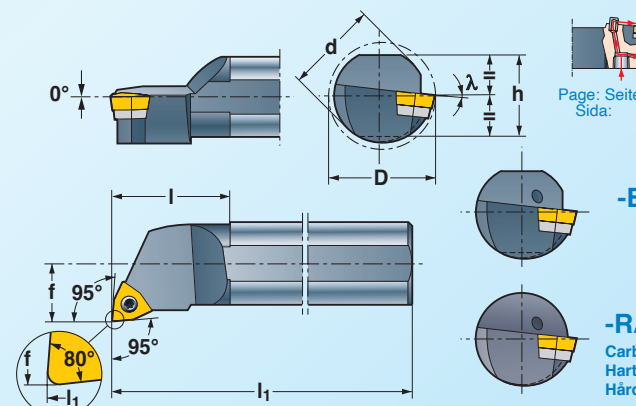
95°

E = Solid tungsten carbide
E = Massives Hartmetall
E = Solid hårdmetall



S

The drawing shows right-hand version. Left-hand version reversed.
Die Zeichnung zeigt Rechtsausführung. Linksausführung umgekehrt.
Ritningen visar högerutförande. Vänsterutförande spegelvänt.

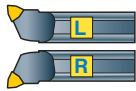


EB

Page: Seite: **B19 - B21**
Sida:

-EB

-RA
Carbide shank
Hartmetallschaft
Hårdmetallschaft

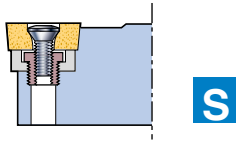
	d	h	l ₁	l	f	D _{min}	λ						WCMW WCMT WCGT	Page: Seite: Sida: B143-B146
														
S10L-SWLC R/L 04	10	9	140	20	7	13	-11°	FTX072507						
S12N-SWLC R/L 04	12	11	160	25	9	16	-12°	FTX072507	NY7X	-	-	-	0402 ..	
S16R-SWLC R/L 06	16	15	200	30	11	20	-7°	FTX154010	NY15X	-	-	-	06T3 ..	
S20S-SWLC R/L 06	20	18	250	35	13	25	-5°	FTX154010						
S25T-SWLC R/L 08	25	23	300	45	17	32	-5°	FTX154512	NY15X	-	-	-	0804 ..	
A20Q-SWLC R/L 06-EB	20	18	180	30	13	25	-5°	FTX154010	NY15X	-	-	-	06T3 ..	
A25R-SWLC R/L 08-EB	25	23	200	40	17	32	-5°	FTX154512	NY15X	-	-	-	0804 ..	
E08K-SWLC R/L 04-RA	8	-	125	12	5	10	-11°	FTX072505	NY7X	-	-	-	0402 ..	
E10M-SWLC R/L 04-RA	10	-	150	12	7	13	-11°	FTX072507	NY7X	-	-	-		
E12Q-SWLC R/L 04-RA	12	-	180	12	9	16	-12°	FTX072507	NY7X	-	-	-		
E16R-SWLC R/L 06-RA	16	-	200	12	11	20	-7°	FTX154010	NY15X	-	-	-	06T3 ..	

SDUC R/L

Recommendations
Empfehlungen
Rekommendationer

Page: Seite: Sida:
B9-B11, B15

E = Solid tungsten carbide
E = Massives Hartmetall
E = Solid hårdmetall



The drawing shows right-hand version. Left-hand version reversed.
Die Zeichnung zeigt Rechtsausführung. Linksausführung umgekehrt.
Ritningen visar högerutförande. Vänsterutförande spegelvänt.

EB

Page: Seite: Sida: **B19 - B21**

-EB -RAM
Carbide shank
Hartmetallschaft
Hårdmetallskaft

	d	h	l ₁	l	f	D _{min}	λ		torx				DCMW [*] DCMT DCXT	Page: Seite: Sida: B143-B146
S12N-SDUC R/L 07 S16R-SDUC R/L 07 S20S-SDUC R/L 07	12 16 20	11 15 18	160 200 250	20 30 35	9 11 13	17 20 25	-11° -5° -5°	FTX072507	NY7X	-	-	-	0702 ..	
S20S-SDUC R/L 11 S25T-SDUC R/L 11 S32U-SDUC R/L 11	20 25 32	18 23 30	250 300 350	35 45 50	13 17 22	25 32 40	-5° -5° -12°	FTX154010 FTX153514	NY15X NY15X	- UDC11	- RSM508	NY3.5	11T3 ..	
A20Q-SDUC R/L 11-EB A25R-SDUC R/L 11-EB	20 25	18 23	180 200	25 35	13 17	25 32	-5° -5°	FTX154010	NY15X	-	-	-	11T3 ..	
E10M-SDUC R/L 07-RAM E12Q-SDUC R/L 07-RAM E16R-SDUC R/L 07-RAM	10 12 16	- - -	150 180 200	23 26 32	9 11 13	15 18 22	-7° -5° -5°	FTX072505 FTX072507	NY7X NY7X	- -	- -	-	0702 ..	

EB = Adapted for micro lubrication system

E = Carbide shank
R = Cylindrical shank
A = Through coolant

EB = Für Minimalmengenschmiersystem angepasst

E = Hartmetallschaft
R = Zylindrisches Schaft
A = Innenkühlmittelzuführung

EB = Anpassad för minimalsmörjsystem

E = Hårdmetallskaft
R = Cylindriskt skaft
A = Invändig kylvätsketillförsel

SDXC R/L

Recommendations
Empfehlungen
Rekommendationer

Page: Seite: Sida:
B9-B11, B15

S

The drawing shows right-hand version. Left-hand version reversed.
Die Zeichnung zeigt Rechtsausführung. Linksausführung umgekehrt.
Ritningen visar högerutförande. Vänsterutförande spegelvänt.

	d	h	l ₁	l ₂	f	D _{min}	λ		torx	DCMW [*] DCMT DCXT	Page: Seite: Sida: B143-B146
S12Q-SDXC R/L 07T S16R-SDXC R/L 07T S20S-SDXC R/L 07T	12 16 20	11 15 18	180 200 250	25 30 35	9 11 13	17 20 25	-5° -5° -5°	FTX072507	NY7X	0702 ..	
S25T-SDXC R/L 11T	25	23	300	50	17	32	-5°	FTX153510	NY15X	11T3 ..	

SVUC R/L
SVUB R/L

Recommendations
Empfehlungen
Rekommendationer

Page: Seite: Sida:
B9-B11, B15

93°

S

-EB **EB**

Page: Seite: Sida: **B19 - B21**

The drawing shows right-hand version. Left-hand version reversed.
Die Zeichnung zeigt Rechtsausführung. Linksausführung umgekehrt.
Ritningen visar högerutförande. Vänsterutförande spegelvänt.

	d	h	l ₁	l	f	D _{min}	λ						Page: Seite: Sida: B143-B146
									torx				VBMT * VCMT VCGT VCXT
A20Q-SVUC R/L 11M-EB	20	18	180	25	15	27	-5°	FTX072507	NY7X	-	-	-	VCM_1103 ..
A25R-SVUC R/L 11M-EB	25	23	200	30	18	33	-3°						
S32U-SVUB R/L 16	32	30	350	50	22	40	-12°	FTX153514	NY15X	UVB16	RSM508	NY3,5	VBM_/VCM_1604 ..

EB = Adapted for microlubrication system
A = Through coolant

EB = Für Minimalmengenschmiersystem angepasst
A = Innenkühlmittelzuführung

EB = Anpassad för minimalsmörjsystem
A = Invändig kylvätsketillförsel

STFC R/L

Recommendations
Empfehlungen
Rekommendationer

Page: Seite: Sida:
B9-B11, B15

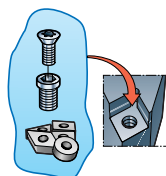
91°

S

The drawing shows right-hand version. Left-hand version reversed.
Die Zeichnung zeigt Rechtsausführung. Linksausführung umgekehrt.
Ritningen visar högerutförande. Vänsterutförande spegelvänt.

	d	h	l ₁	l	f	D _{min}	λ					Page: Seite: Sida: B143-B146
									torx			TCMW * TCMT TCGT
S10L-STFC R/L 09	10	9	140	20	7	13	-15°	FTX072206	NY7X			0902 ..
S12N-STFC R/L 11	12	11	160	25	9	16	-10°					
S16R-STFC R/L 11	16	15	200	30	11	20	-6°	FTX072507	NY7X			1102 ..
S20S-STFC R/L 11	20	18	250	35	13	25	-3°					
S25T-STFC R/L 16	25	23	300	45	17	32	-6°	FTX154010	NY15X			16T3 ..

* Selection of cutting geometry page:
Wahl der Schneidgeometrie, Seite: **B22-B26**
Val av skärgeometri, sid:



Spare parts shown in the coloured columns are supplied assembled in each tool.

Die in den farbigen Spalten aufgeführten Ersatzteile sind in den Werkzeugen montiert.

Reservdelar i de färgade kolumnerna ingår monterade i varje verktyg.

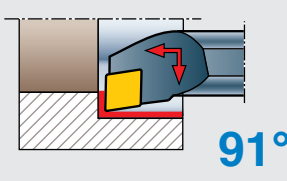
Ordering example:
Bestellbeispiel: **S12Q-SDXCL 07T**
Beställningsexempel:

SCFC R/L

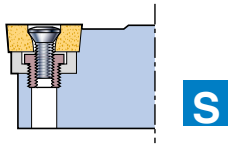
Recommendations
Empfehlungen
Rekommendationer

Page: Seite: Sida:

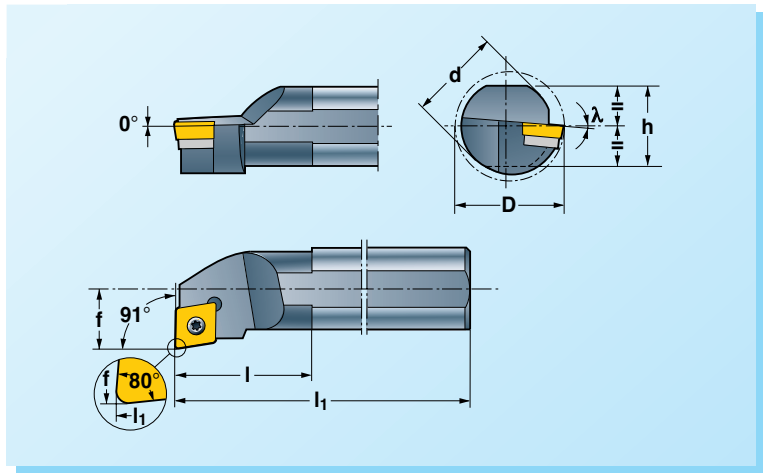
B9-B11, B15

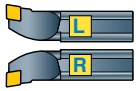





91°



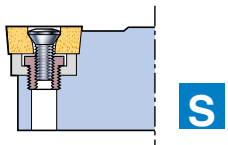
The drawing shows right-hand version. Left-hand version reversed.
Die Zeichnung zeigt Rechtsausführung. Linksausführung umgekehrt.
Ritningen visar högerutförande. Vänsterutförande spegelvänt.



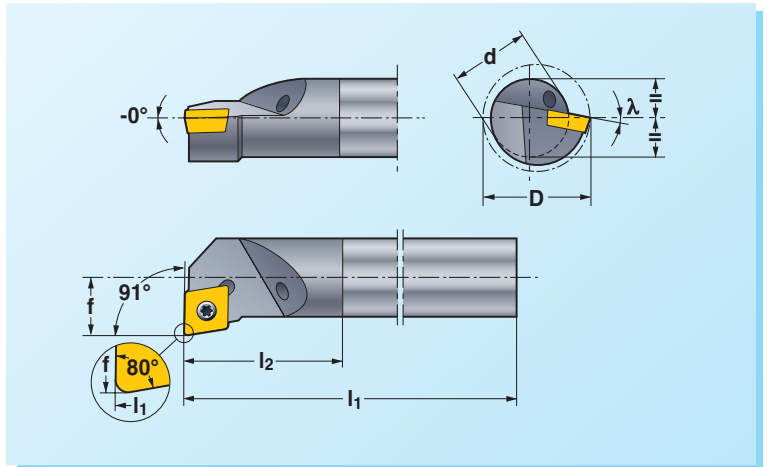
	d	h	l ₁	l	f	D _{min}	λ			CCMW * CCMT CCXT 	Page: Seite: Sida: B143-B146
S08K-SCFC R/L 06	8	7	125	20	5	10	-11°	FTX072505			
S10L-SCFC R/L 06	10	9	140	20	7	13	-11°	FTX072507	NY7X	0602 . .	
S12N-SCFC R/L 06	12	11	160	25	9	16	-15°	FTX072507			
S16R-SCFC R/L 09M	16	15	200	25	11	20	-12°	FTX154010	NY15X	09T3 . .	
S20S-SCFC R/L 09M	20	18	250	35	13	25	-8°				

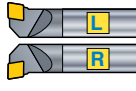



SCFC R/L

Solid tungsten carbide
Massives Hartmetall
Solid hårdmetall



The drawing shows right-hand version. Left-hand version reversed.
Die Zeichnung zeigt Rechtsausführung. Linksausführung umgekehrt.
Ritningen visar högerutförande. Vänsterutförande spegelvänt.



	d	l ₁	f	l ₂	D _{min}	λ			CCMW * CCMT CCXT 	Page: Seite: Sida: B143-B146
E08K-SCFCR/L 06-RA	8	125	5	18	10	-11°	FTX072505			
E10M-SCFCR/L 06-RA	10	150	7	23	13	-11°	FTX072505	NY7X	0602 . .	
E12Q-SCFCR/L 09-RA	12	180	9	26	17	-11°	FTX154010	NY15X	09T3 . .	
E16R-SCFCR/L 09-RA	16	200	11	32	20	-7°	FTX154010	NY15X	09T3 . .	

A = Through coolant
R = Cylindrical shank

A = Innenkühlmittelzuführung
R = Cylindrisches Schaft

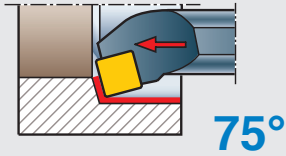
A = Invändig kylvätsketillförsel
R = Cylindriskt skaft

SSKC R/L

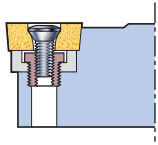
Recommendations
Empfehlungen
Rekommendationer

Page: Seite: Sida:

B9-B11, B15

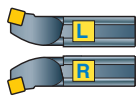
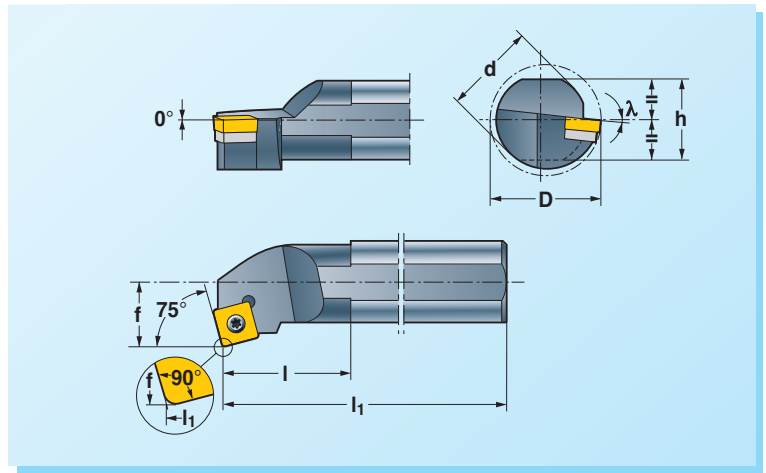


75°



S

The drawing shows right-hand version. Left-hand version reversed.
Die Zeichnung zeigt Rechtsausführung. Linksausführung umgekehrt.
Ritningen visar högerutförande. Vänsterutförande spegelvänt.



	d	h	l ₁	l	f	D _{min}	λ
S16R-SSKC R/L 09M	16	15	200	30	11	20	-11°
S20S-SSKC R/L 09M	20	18	250	35	13	25	-6°

	FTX153512	NY15X

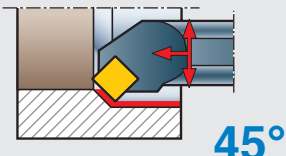
	SCMW *	Page: Seite: Sida: B143-B146
	SCMT	
	SCGT	
	09T3 . .	

SSSC R/L

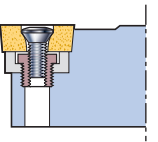
Recommendations
Empfehlungen
Rekommendationer

Page: Seite: Sida:

B9-B11, B15

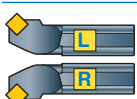
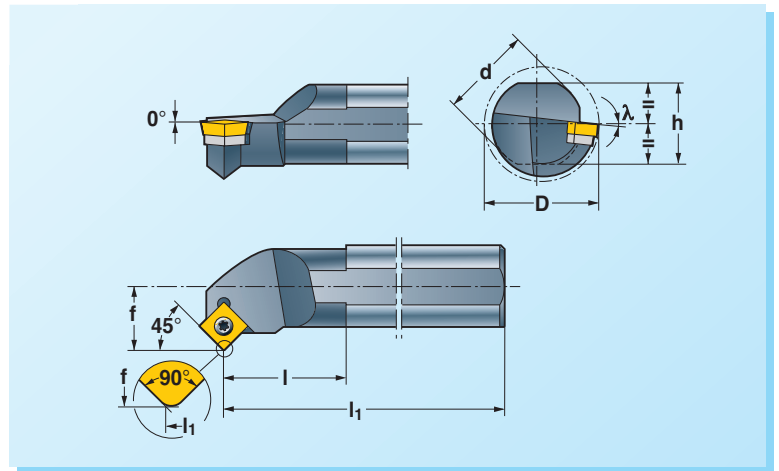


45°



S

The drawing shows right-hand version. Left-hand version reversed.
Die Zeichnung zeigt Rechtsausführung. Linksausführung umgekehrt.
Ritningen visar högerutförande. Vänsterutförande spegelvänt.



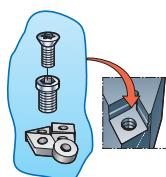
	d	h	l ₁	l	f	D _{min}	λ
S16R-SSSC R/L 09	16	15	200	30	11	21	-5°
S20S-SSSC R/L 09	20	18	250	35	13	25	-5°
S25T-SSSC R/L 09	25	23	300	45	17	32	-5°
S32U-SSSC R/L 12	32	30	350	50	22	40	-12°

	FTX153512	NY15X	-	-
	FTX154515	NY15X	USC12	RSM610

	SCMW *	Page: Seite: Sida: B143-B146
	SCMT	
	SCGT	
	09T3 . .	
	1204 . .	



Selection of cutting geometry page:
Wahl der Schneidgeometrie, Seite: **B22-B26**
Val av skärgeometri, sid:



Spare parts shown in the coloured columns are supplied assembled in each tool.

Die in den farbigen Spalten aufgeführten Ersatzteile sind in den Werkzeugen montiert.

Reservdelar i de färgade kolumnerna ingår monterade i varje verktyg.

Ordering example:

Bestellbeispiel: **S20S-SSSCR 09**

Beställningsexempel: