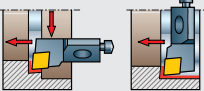
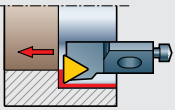
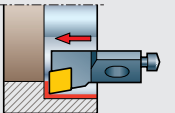
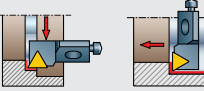
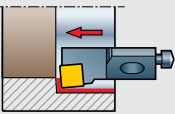
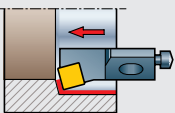
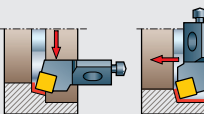
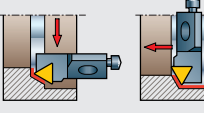
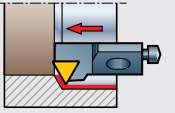
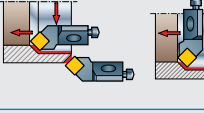
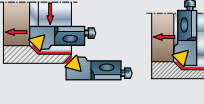
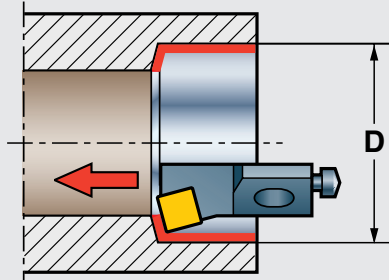
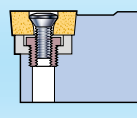
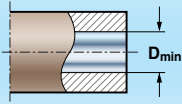
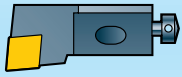
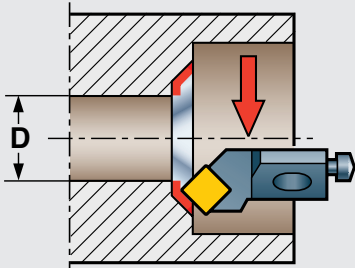
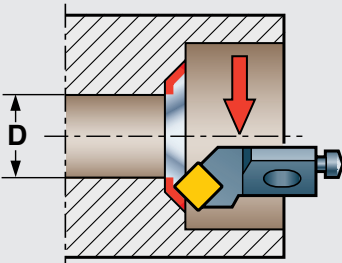
					Page Seite Sida
		6	8	10	12	16	
 95°	SCLC R/L			09	12		B113
 90°	STFC R/L	06	09	11	16	16	B113
 90°	SCFC R/L			09	12		B114
 90°	STGC R/L	06	09	11	16	16	B114
 85°	SSYC R/L			09	12	12	B115
 75°	SSKC R/L			09	12	12	B115
 75°	SSRC R/L			09	12		B116
 60°	STTC R/L	06	09	11	16	16	B116
 60°	STWC R/L	06	09	11	16	16	B117
 45°	SSSC R/L			09	12		B117
 45°	STSC R/L	06	09	11	16	16	B118



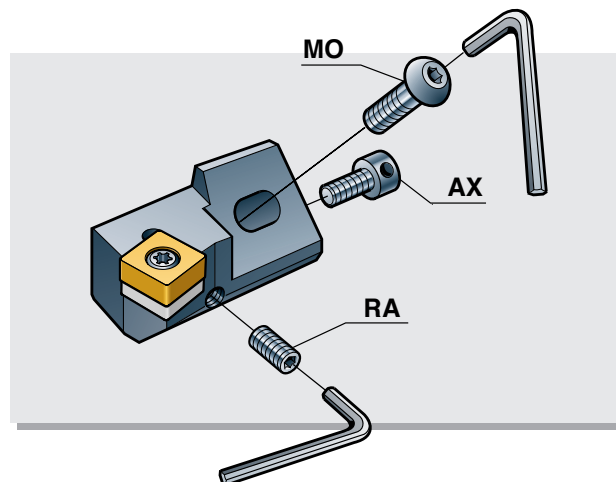
Size Grösse Storlek	06 CA	08 CA	10 CA	12 CA	16 CA
Type	–	–	SSKC	SSKC	SSKC
Typ	–	–	SSSC	SSSC	–
Typ	–	–	SSYC	SSYC	SSYC
Typ	–	–	SCLC	SCLC	–
Typ	–	–	SCFC	SCFC	–
Typ	STFC	STFC	STFC	STFC	STFC
Typ	STSC	STSC	STSC	STSC	STSC
Typ	STWC	STWC	STWC	STWC	STWC
D-min	20	25	40	50	60



Size Grösse Storlek	06 CA	08 CA	10 CA	12 CA	16 CA
Type	–	–	SSRC	SSRC	–
Typ	–	–	SSSC	SSSC	–
Typ	–	–	SCLC	SCLC	–
Typ	STGC	STGC	STGC	STGC	STGC
Typ	STSC	STSC	STSC	STSC	STSC
Typ	STTC	STTC	STTC	STTC	STTC
D-min	20	25	40	50	60



Size Grösse Storlek	06 CA	08 CA	10 CA	12 CA	16 CA
Type	–	–	SSRC	SSRC	–
Typ	–	–	SSSC	SSSC	–
Typ	–	–	SCLC	SCLC	–
Typ	STGC	STGC	STGC	STGC	STGC
Typ	–	–	STSC	STSC	STSC
Typ	STTC	STTC	STTC	STTC	STTC
D-min	30	37	55	75	75

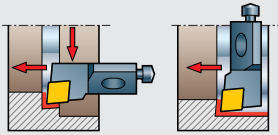


SCLC R/L

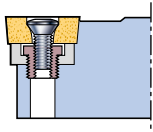
Recommendations
Empfehlungen
Rekommendationer

Page: Seite: Sida:

B9-B11, B15

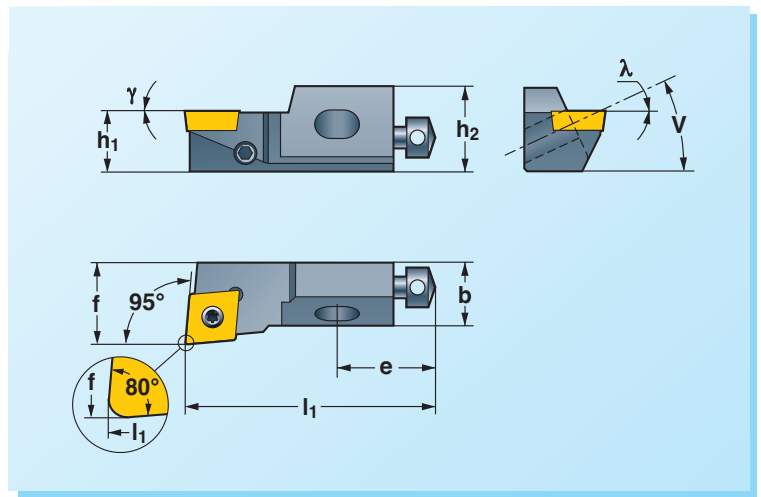


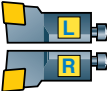












95°



S

The drawing shows right-hand version. Left-hand version reversed.
Die Zeichnung zeigt Rechtsausführung. Linksausführung umgekehrt.
Ritningen visar högerutförande. Vänsterutförande spegelvänt.



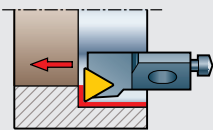
			h_1	h_2	b	l_1	e	f	v	γ	λ												CCMW CCMT CCXT Page: Seite: Sida: B143-B146
SCLC R/L 10CA-09			10	15	11	50	20	14	20°	0°	0°	FTX153507	NY15X	-	-	-	AX508	RA408	NY2	MO618	NY4	0903 ..	
SCLC R/L 12CA-12			12	20	15	55	20	20	20°	0°	0°	FTX154510	NY15X	-	-	-	AX508	RA412	NY2	MO622	NY4	1204 ..	

STFC R/L

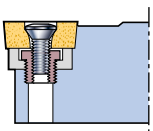
Recommendations
Empfehlungen
Rekommendationer

Page: Seite: Sida:

B9-B11, B15

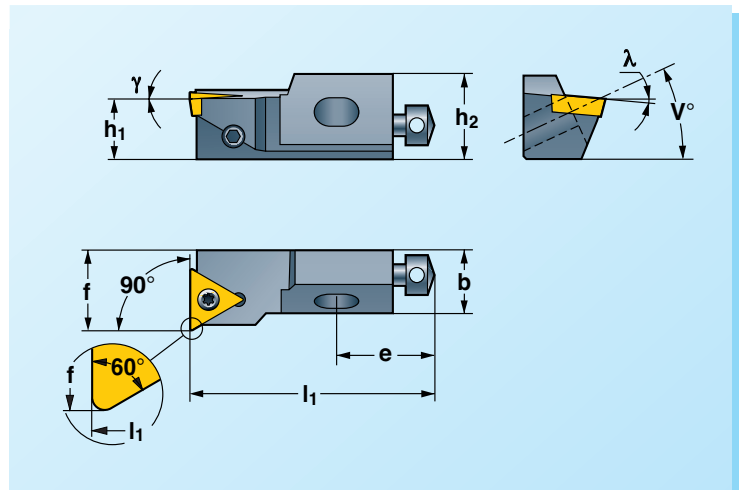


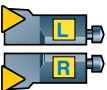












90°





S

The drawing shows right-hand version. Left-hand version reversed.
Die Zeichnung zeigt Rechtsausführung. Linksausführung umgekehrt.
Ritningen visar högerutförande. Vänsterutförande spegelvänt.



			h_1	h_2	b	l_1	e	f	v	γ	λ												TCMW TCMT TCGT Page: Seite: Sida: B143-B146
STFC R/L 06CA-06			6	8,5	6	25	12	8	20°	0°	-6°	FTX062005	NY6X	-	-	-	AX305	RA304	NY1.5	MO3509	NY2	06T1 ..	
STFC R/L 08CA-09			8	11	7	32	17	10	20°	0°	-6°	FTX072206	NY7X	-	-	-	AX309	RA304	NY1.5	MO410	NY2.5	0902 ..	
STFC R/L 10CA-11			10	15	11	50	20	14	20°	0°	0°	FTX072507	NY7X	-	-	-	AX508	RA408	NY2	MO618	NY4	1102 ..	
STFC R/L 12CA-16			12	20	15	55	20	20	20°	0°	0°	FTX153512	NY15X	-	-	-	AX508	RA412	NY2	MO622	NY4	16T3 ..	
STFC R/L 16CA-16			16	21	20	63	25	25	45°	0°	0°	FTX153514	NY15X	UTC16	RSM508	NY3,5	AX612	RA512	NY2.5	MO830	NY5	16T3 ..	

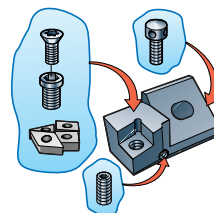
*  Selection of cutting geometry page:
Wahl der Schneidgeometrie, Seite:
 Val av skärgeometri, sid:

B22-B26

Ordering example:

Bestellbeispiel: **STFCR 10CA-11**

Beställningsexempel:



Spare parts shown in the coloured columns are supplied assembled in each tool.

Die in den farbigen Spalten aufgeführten Ersatzteile sind in den Werkzeugen montiert.

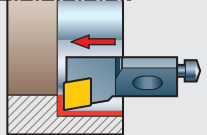
Reservdelar i de färgade kolumnerna ingår monterade i varje verktyg.

SCFC R/L

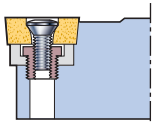
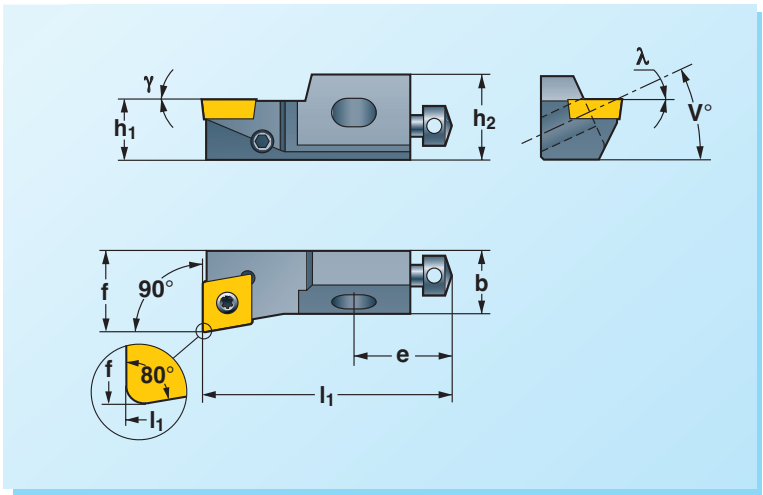
Recommendations
Empfehlungen
Rekommendationer

Page: Seite: Sida:

B9-B11, B15

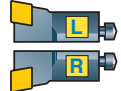












90°



S

The drawing shows right-hand version. Left-hand version reversed.
Die Zeichnung zeigt Rechtsausführung. Linksausführung umgekehrt.
Ritningen visar högerutförande. Vänsterutförande spegelvänt.

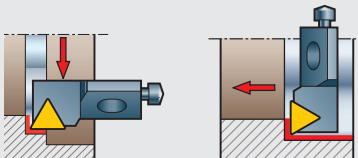
	h_1	h_2	b	l_1	e	f	v	γ	λ											CCMW * CCMT CCXT Page: Seite: Sida: B143-B146
SCFC R/L 10CA-09	10	15	11	50	20	14	20°	0°	0°	FTX153507	NY15X	-	-	-	AX508	RA408	NY2	MO618	NY4	0903 ..
SCFC R/L 12CA-12	12	20	15	55	20	20	20°	0°	0°	FTX154510	NY15X	-	-	-	AX508	RA412	NY2	MO622	NY4	1204 ..

STGC R/L

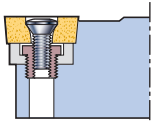
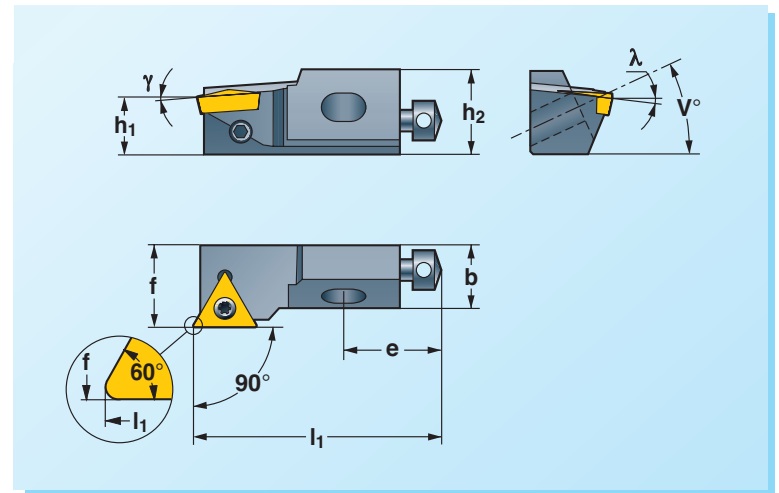
Recommendations
Empfehlungen
Rekommendationer

Page: Seite: Sida:

B9-B11, B15

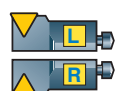












90°



S

The drawing shows right-hand version. Left-hand version reversed.
Die Zeichnung zeigt Rechtsausführung. Linksausführung umgekehrt.
Ritningen visar högerutförande. Vänsterutförande spegelvänt.

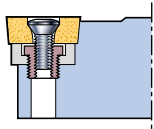
	h_1	h_2	b	l_1	e	f	v	γ	λ											TCMW * TCMT TCGT Page: Seite: Sida: B143-B146
STGC R/L 06CA-06	6	8,5	6	25	12	8	20°	-10°	0°	FTX062005	NY6X	-	-	-	AX305	RA304	NY1.5	MO3509	NY2	06T1 ..
STGC R/L 08CA-09	8	11	7	32	17	10	20°	-8°	0°	FTX072206	NY7X	-	-	-	AX309	RA304	NY1.5	MO410	NY2.5	0902 ..
STGC R/L 10CA-11	10	15	11	50	20	14	20°	0°	0°	FTX072507	NY7X	-	-	-	AX508	RA408	NY2	MO618	NY4	1102 ..
STGC R/L 12CA-16	12	20	15	55	20	20	20°	0°	0°	FTX153512	NY15X	-	-	-	AX508	RA412	NY2	MO622	NY4	16T3 ..
STGC R/L 16CA-16	16	21	20	63	25	25	45°	0°	-5°	FTX153514	NY15X	UTC16	RSM508	NY3.5	AX612	RA512	NY2.5	MO830	NY5	

SSYC R/L

Recommendations
Empfehlungen
Rekommendationer

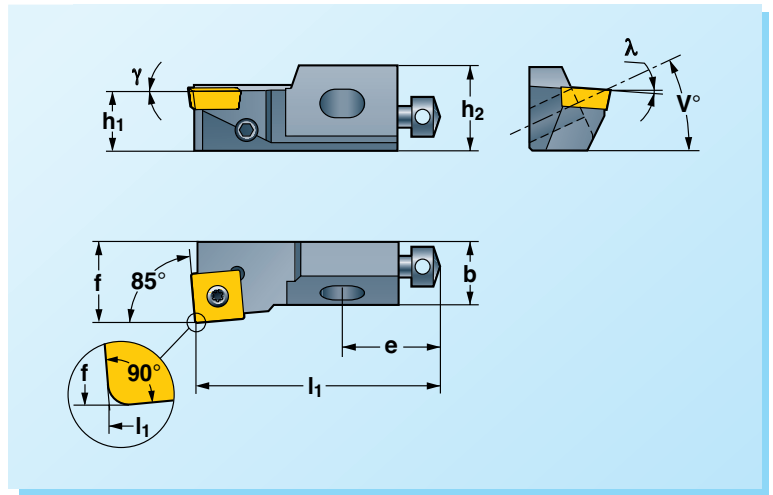
Page: Seite: Sida:
B9-B11, B15

85°



S

The drawing shows right-hand version. Left-hand version reversed.
Die Zeichnung zeigt Rechtsausführung. Linksausführung umgekehrt.
Ritningen visar högerutförande. Vänsterutförande spegelvänt.



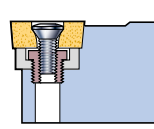
	h_1	h_2	b	l_1	e	f	v	γ	λ											SCMW SCMT SCGT Page: Seite: Sida: B143-B146
SSYC R/L 10CA-09	10	15	11	50	20	14	20°	0°	-4°	FTX153510	NY15X	-	-	-	AX508	RA408	NY2	MO618	NY4	09T3 ..
SSYC R/L 12CA-12	12	20	15	55	20	20	20°	0°	-4°	FTX154510	NY15X	-	-	-	AX508	RA412	NY2	MO622	NY4	1204 ..
SSYC R/L 16CA-12	16	21	20	63	25	25	45°	0°	-4°	FTX154512	NY15X	-	-	-	AX612	RA512	NY2.5	MO830	NY5	1204 ..

SSKC R/L

Recommendations
Empfehlungen
Rekommendationer

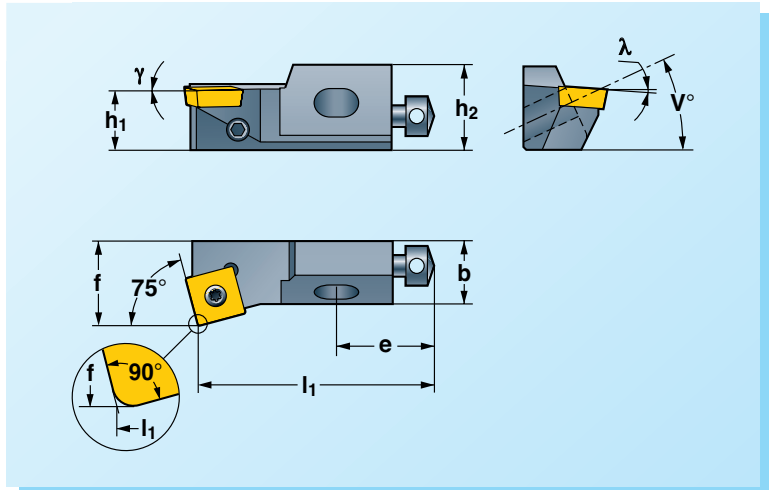
Page: Seite: Sida:
B9-B11, B15

75°



S

The drawing shows right-hand version. Left-hand version reversed.
Die Zeichnung zeigt Rechtsausführung. Linksausführung umgekehrt.
Ritningen visar högerutförande. Vänsterutförande spegelvänt.

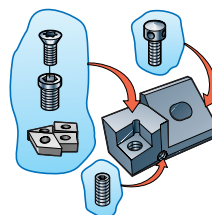


	h_1	h_2	b	l_1	e	f	v	γ	λ											SCMW SCMT SCGT Page: Seite: Sida: B143-B146
SSKC R/L 10CA-09	10	15	11	50	20	14	20°	0°	-4°	FTX153510	NY15X	-	-	-	AX508	RA408	NY2	MO618	NY4	09T3 ..
SSKC R/L 12CA-12	12	20	15	55	20	20	20°	0°	-4°	FTX154510	NY15X	-	-	-	AX508	RA412	NY2	MO622	NY4	1204 ..
SSKC R/L 16CA-12	16	21	20	63	25	25	45°	0°	-4°	FTX154512	NY15X	-	-	-	AX612	RA512	NY2.5	MO830	NY5	1204 ..

* Selection of cutting geometry page:
Wahl der Schneidgeometrie, Seite:
Val av skärgeometri, sid:

B22-B26

Ordering example:
Bestellbeispiel: **SSKCR 16CA-12**
Beställningsexempel:



Spare parts shown in the coloured columns are supplied assembled in each tool.

Die in den farbigen Spalten aufgeführten Ersatzteile sind in den Werkzeugen montiert.

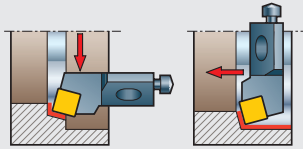
Reservdelar i de färgade kolumnerna ingår monterade i varje verktyg.

SSRC R/L

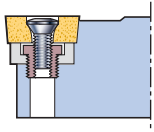
Recommendations
Empfehlungen
Rekommendationer

Page: Seite: Sida:

B9-B11, B15

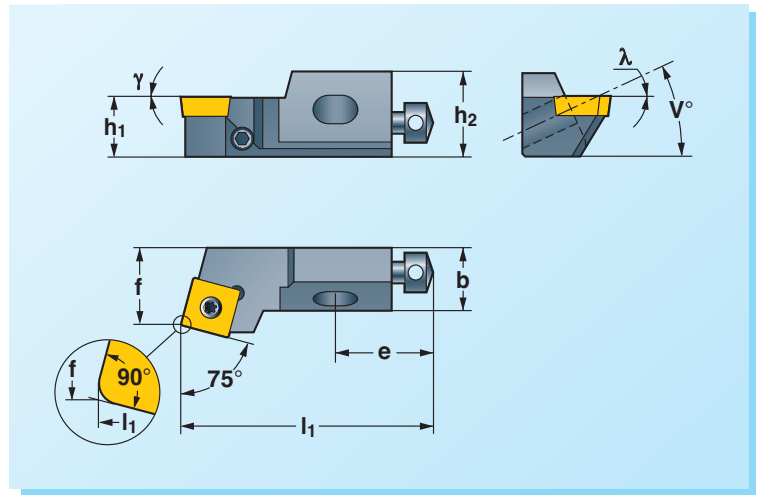


75°



S

The drawing shows right-hand version. Left-hand version reversed.
Die Zeichnung zeigt Rechtsausführung. Linksausführung umgekehrt.
Ritningen visar högerutförande. Vänsterutförande spegelvänt.



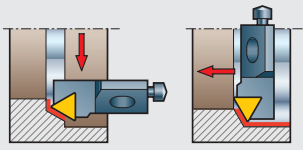
	h_1	h_2	b	l_1	e	f	v	γ	λ											SCMW SCMT SCGT Page: Seite: Sida: B143-B146
SSRC R/L 10CA-09	10	15	11	50	20	14	20°	0°	0°	FTX153510	NY15X	-	-	-	AX508	RA408	NY2	MO618	NY4	09T3 ..
SSRC R/L 12CA-12	12	20	15	55	20	20	20°	0°	0°	FTX154510	NY15X	-	-	-	AX508	RA412	NY2	MO622	NY4	1204 ..

STTC R/L

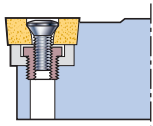
Recommendations
Empfehlungen
Rekommendationer

Page: Seite: Sida:

B9-B11, B15

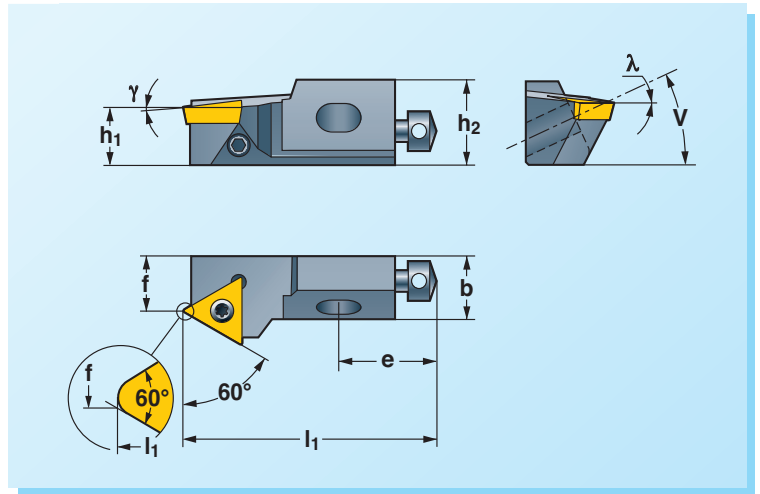


60°



S

The drawing shows right-hand version. Left-hand version reversed.
Die Zeichnung zeigt Rechtsausführung. Linksausführung umgekehrt.
Ritningen visar högerutförande. Vänsterutförande spegelvänt.



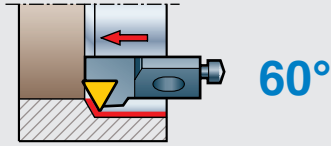
	h_1	h_2	b	l_1	e	f	v	γ	λ											TCMW TCMT TCGT Page: Seite: Sida: B143-B146
STTC R/L 06CA-06	6	8,5	6	25	12	5,5	20°	-9°	0°	FTX062005	NY6X	-	-	-	AX305	RA304	NY1.5	MO3509	NY2	06T1 ..
STTC R/L 08CA-09	8	11	7	32	17	6	20°	-8°	0°	FTX072206	NY7X	-	-	-	AX309	RA304	NY1.5	MO410	NY2	0902 ..
STTC R/L 10CA-11	10	15	11	50	20	9	20°	0°	0°	FTX072507	NY7X	-	-	-	AX508	RA508	NY2	MO618	NY4	1102 ..
STTC R/L 12CA-16	12	20	15	55	20	13	20°	0°	0°	FTX153512	NY15X	-	-	-	AX508	RA412	NY2	MO622	NY4	16T3 ..
STTC R/L 16CA-16	16	21	20	63	25	15	45°	-5°	-5°	FTX153514	NY15X	UTC16	RSM508	NY3.5	AX612	RA512	NY2.5	MO830	NY5	16T3 ..

STWC R/L

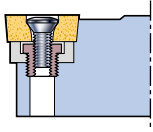
Recommendations
Empfehlungen
Rekommendationer

Page: Seite: Sida:

B9-B11, B15

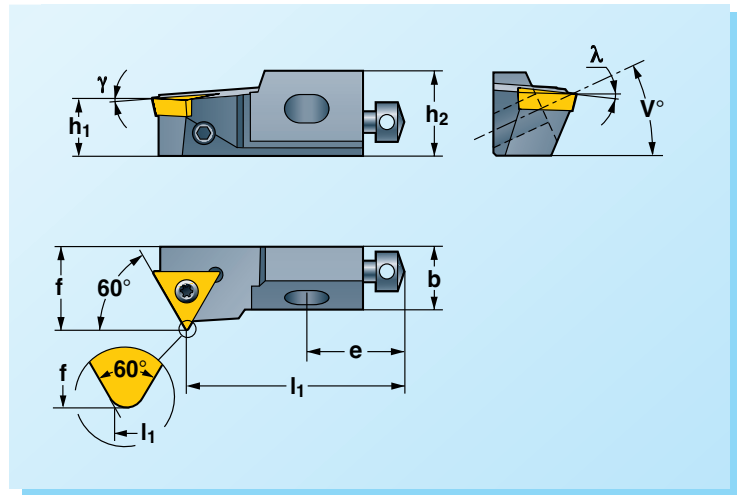














60°



S

The drawing shows right-hand version. Left-hand version reversed.
Die Zeichnung zeigt Rechtsausführung. Linksausführung umgekehrt.
Ritningen visar högerutförande. Vänsterutförande spegelvänt.



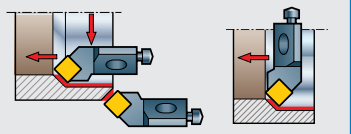
 	h_1	h_2	b	l_1	e	f	v	γ	λ											TCMW * TCMT TCGT Page: Seite: Sida: B143-B146
STWC R/L 06CA-06	6	8,5	6	21	12	8	20°	-3°	-2°	FTX062005	NY6X	-	-	-	AX305	RA304	NY1.5	MO3509	NY2	06T1 ..
STWC R/L 08CA-09	8	11	7	28	17	18	20°	-4°	-4°	FTX072206	NY7X	-	-	-	AX309	RA304	NY1.5	MO410	NY2.5	0902 ..
STWC R/L 10CA-11	10	15	11	44	20	14	20°	0°	0°	FTX072507	NY7X	-	-	-	AX508	RA408	NY2	MO618	NY4	1102 ..
STWC R/L 12CA-16	12	20	15	47	20	20	20°	0°	0°	FTX153512	NY15X	-	-	-	AX508	RA412	NY2	MO622	NY4	16T3 ..
STWC R/L 16CA-16	16	21	20	53	25	25	45°	0°	0°	FTX153514	NY15X	UTC16	RSM508	NY3.5	AX612	RA512	NY2.5	MO830	NY5	

SSSC R/L

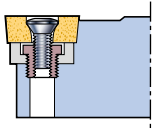
Recommendations
Empfehlungen
Rekommendationer

Page: Seite: Sida:

B9-B11, B15

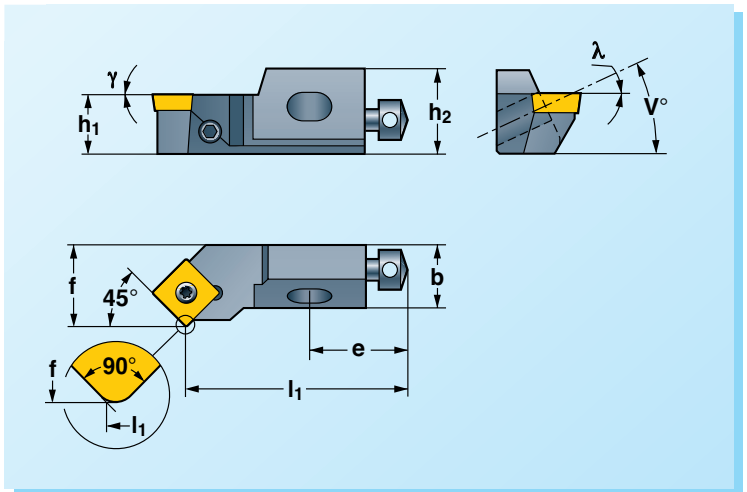





45°



S

The drawing shows right-hand version. Left-hand version reversed.
Die Zeichnung zeigt Rechtsausführung. Linksausführung umgekehrt.
Ritningen visar högerutförande. Vänsterutförande spegelvänt.



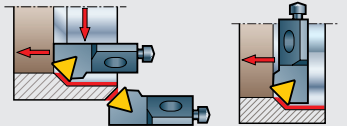
 	h_1	h_2	b	l_1	e	f	v	γ	λ											SCMW * SCMT SCGT Page: Seite: Sida: B143-B146
SSSC R/L 10CA-09	10	15	11	44	20	14	20°	0°	0°	FTX153510	NY15X	-	-	-	AX508	RA408	NY2	MO618	NY4	09T3 ..
SSSC R/L 12CA-12	12	20	15	47	20	20	20°	0°	0°	FTX154510	NY15X	-	-	-	AX508	RA412	NY2	MO622	NY4	1204 ..

STSC R/L

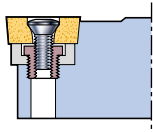
Recommendations
Empfehlungen
Rekommendationer

Page: Seite: Sida:

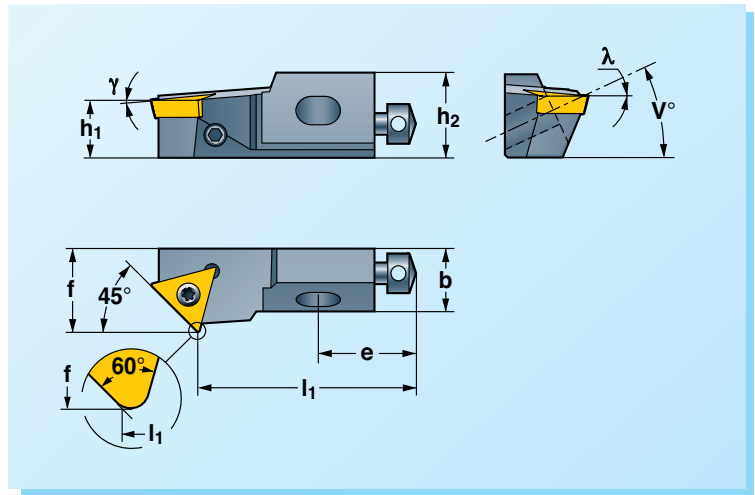
B9-B11, B15



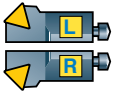










45°





S



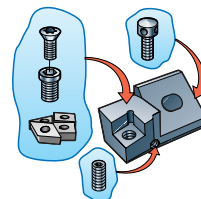
The drawing shows right-hand version. Left-hand version reversed.
Die Zeichnung zeigt Rechtsausführung. Linksausführung umgekehrt.
Ritningen visar högerutförande. Vänsterutförande spegelvänt.

	h ₁	h ₂	b	l ₁	e	f	v	γ	λ		 torx									TCMW * TCMT TCGT Page: Seite: Sida: B143-B146
STSC R/L 08CA-09	8	11	7	28	17	10	20°	-6°	0°	FTX072206	NY7X	-	-	-	AX309	RA304	NY1.5	MO410	NY2.5	0902 . .
STSC R/L 10CA-11	10	15	11	44	20	14	20°	0°	0°	FTX072507	NY7X	-	-	-	AX508	RA408	NY2	MO618	NY4	1102 . .
STSC R/L 12CA-16	12	20	15	47	20	20	20°	0°	0°	FTX153512	NY15X	-	-	-	AX508	RA412	NY2	MO622	NY4	16T3 . .
STSC R/L 16CA-16	16	21	20	53	25	25	45°	-6°	0°	FTX153514	NY15X	UTC16	RSM508	NY3.5	AX612	RA512	NY2.5	MO830	NY5	

*  Selection of cutting geometry page:
Wahl der Schneidgeometrie, Seite:
 Val av skärgeometri, sid:

B22-B26

Ordering example:
Bestellbeispiel: **STSC 12CA-16**
Beställningsexempel:



Spare parts shown in the coloured columns are supplied assembled in each tool.

Die in den farbigen Spalten aufgeführten Ersatzteile sind in den Werkzeugen montiert.

Reservdelar i de färgade kolumnerna ingår monterade i varje verktyg.