

CNGG-NF2 * 1) 	 TNP 220 P20/M20/S15	 TNP 140 P40/M20/S25	 CER 510 P10/M10	 FG25 K20/ S20/N25/H15	 S6 P40
	CNGG 12 04 01-F-NF2 CNGG 12 04 02-F-NF2 CNGG 12 04 02-E-NF2 CNGG 12 04 04-F-NF2 CNGG 12 04 04-E-NF2 CNGG 12 04 08-F-NF2 CNGG 12 04 08-E-NF2	<input type="checkbox"/> <input type="checkbox"/> <input type="checkbox"/> <input type="checkbox"/>	<input type="checkbox"/> <input type="checkbox"/> <input type="checkbox"/> <input type="checkbox"/>	<input type="checkbox"/> <input type="checkbox"/> <input type="checkbox"/> <input type="checkbox"/>	<input type="checkbox"/> <input type="checkbox"/> <input type="checkbox"/> <input type="checkbox"/>

WNGG-NF2 * 1) 	 TNP 220 P20/M20/S15	 TNP 140 P40/M20/S25	 CER 510 P10/M10	 FG25 K20/ S20/N25/H15	 S6 P40
	WNGG 08 04 01-F-NF2 WNGG 08 04 02-F-NF2 WNGG 08 04 02-E-NF2 WNGG 08 04 04-F-NF2 WNGG 08 04 04-E-NF2 WNGG 08 04 08-F-NF2 WNGG 08 04 08-E-NF2	<input type="checkbox"/> <input type="checkbox"/> <input type="checkbox"/> <input type="checkbox"/>	<input type="checkbox"/> <input type="checkbox"/> <input type="checkbox"/> <input type="checkbox"/>	<input type="checkbox"/> <input type="checkbox"/> <input type="checkbox"/> <input type="checkbox"/>	<input type="checkbox"/> <input type="checkbox"/> <input type="checkbox"/> <input type="checkbox"/>

DNGG-NF2 * 1) 	 TNP 220 P20/M20/S15	 TNP 140 P40/M20/S25	 CER 510 P10/M10	 FG25 K20/ S20/N25/H15	 S6 P40
	DNGG 15 04 02-F-NF2 DNGG 15 04 02-E-NF2 DNGG 15 04 04-F-NF2 DNGG 15 04 04-E-NF2 DNGG 15 04 08-F-NF2 DNGG 15 04 08-E-NF2	<input type="checkbox"/> <input type="checkbox"/> <input type="checkbox"/> <input type="checkbox"/>	<input type="checkbox"/> <input type="checkbox"/> <input type="checkbox"/> <input type="checkbox"/>	<input type="checkbox"/> <input type="checkbox"/> <input type="checkbox"/> <input type="checkbox"/>	<input type="checkbox"/> <input type="checkbox"/> <input type="checkbox"/> <input type="checkbox"/>
DNGG 15 06 02-F-NF2 DNGG 15 06 02-E-NF2 DNGG 15 06 04-F-NF2 DNGG 15 06 04-E-NF2 DNGG 15 06 08-F-NF2	<input type="checkbox"/> <input type="checkbox"/> <input type="checkbox"/> <input type="checkbox"/>	<input type="checkbox"/> <input type="checkbox"/> <input type="checkbox"/> <input type="checkbox"/>	<input type="checkbox"/> <input type="checkbox"/> <input type="checkbox"/> <input type="checkbox"/>	<input type="checkbox"/> <input type="checkbox"/> <input type="checkbox"/> <input type="checkbox"/>	<input type="checkbox"/> <input type="checkbox"/>

VNGG-NF2 * 1) 	 TNP 220 P20/M20/S15	 TNP 140 P40/M20/S25	 CER 510 P10/M10	 FG25 K20/ S20/N25/H15	 S6 P40
	VNGG 16 04 02-F-NF2 VNGG 16 04 02-E-NF2 VNGG 16 04 04-F-NF2 VNGG 16 04 04-E-NF2 VNGG 16 04 08-F-NF2	<input type="checkbox"/> <input type="checkbox"/> <input type="checkbox"/> <input type="checkbox"/>	<input type="checkbox"/> <input type="checkbox"/> <input type="checkbox"/> <input type="checkbox"/>	<input type="checkbox"/> <input type="checkbox"/> <input type="checkbox"/> <input type="checkbox"/>	<input type="checkbox"/> <input type="checkbox"/> <input type="checkbox"/> <input type="checkbox"/>

RNMG-NF2 * 1) 	 ALC 400 P10/M10/K10	 ALC 410 K15	 ALC 345 P15/M20/K20	 ALC 245 P25	 ALC 145 P30/M30
	RNMG 15 06 00-NF2 RNMG 19 06 00-NF2	<input type="checkbox"/>	<input type="checkbox"/>	<input type="checkbox"/>	<input type="checkbox"/>

CNMG-NF3 * 1) 	 ALC 400 P10/M10/K10	 ALC 410 K15	 ALC 345 P15/M20/K20	 ALC 245 P25	 ALC 145 P30/M30	 ALC 135 P35/M30/S30
	CNMG 12 04 08-NF3	<input type="checkbox"/>	<input type="checkbox"/>	<input type="checkbox"/>	<input type="checkbox"/>	<input type="checkbox"/>

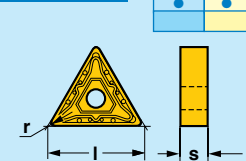

WNMG-NF3 * 1) 	 ALC 400 P10/M10/K10	 ALC 410 K15	 ALC 345 P15/M20/K20	 ALC 245 P25	 ALC 145 P30/M30	 ALC 135 P35/M30/S30
	WNMG 08 04 04-NF3 WNMG 08 04 08-NF3	<input type="checkbox"/>	<input type="checkbox"/>	<input type="checkbox"/>	<input type="checkbox"/>	<input type="checkbox"/>

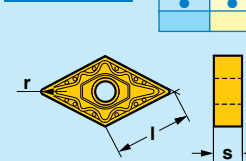
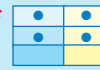
DNMG-NF3 * 1) 	 ALC 400 P10/M10/K10	 ALC 410 K15	 ALC 345 P15/M20/K20	 ALC 245 P25	 ALC 145 P30/M30	 ALC 135 P35/M30/S30
	DNMG 15 04 08-NF3 DNMG 15 06 08-NF3	<input type="checkbox"/>	<input type="checkbox"/>	<input type="checkbox"/>	<input type="checkbox"/>	<input type="checkbox"/>

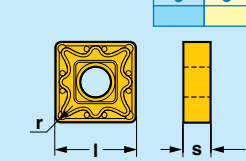

VNMG-NF3 * 1) 	 ALC 400 P10/M10/K10	 ALC 410 K15	 ALC 345 P15/M20/K20	 ALC 245 P25	 ALC 145 P30/M30	 ALC 135 P35/M30/S30
	VNMG 16 04 04-NF3 VNMG 16 04 08-NF3	<input type="checkbox"/>	<input type="checkbox"/>	<input type="checkbox"/>	<input type="checkbox"/>	<input type="checkbox"/>

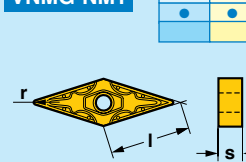

Edge honing
 E = Gehonte Kante
 Honad egg

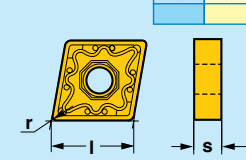

Sharp edge
 F = Scharfe Kante
 Skarp egg

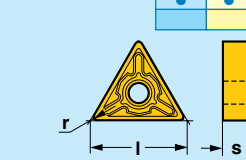
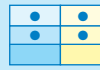
 TNMG 16 04 04-NM1 TNMG 16 04 08-NM1 TNMG 16 04 12-NM1 TNMG 22 04 04-NM1 TNMG 22 04 08-NM1					
	ALC 400 P10/M10/K10	ALC 410 K15	ALC 345 P15/M20/K20	ALC 245 P25	ALC 145 P30/M30
	○		○	■	○
			○	■	□

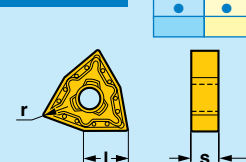

 DNMG 11 04 04-NM1 DNMG 11 04 08-NM1 DNMG 11 04 12-NM1 DNMG 15 04 04-NM1 DNMG 15 04 08-NM1 DNMG 15 04 12-NM1 DNMG 15 06 04-NM1 DNMG 15 06 08-NM1 DNMG 15 06 12-NM1					
	ALC 400 P10/M10/K10	ALC 410 K15	ALC 345 P15/M20/K20	ALC 245 P25	ALC 145 P30/M30
			○	□	○
			○	□	□
	□		■	■	■

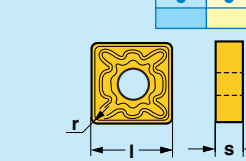
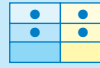
 SNMG 12 04 04-NM1 SNMG 12 04 08-NM1 SNMG 12 04 12-NM1 SNMG 15 06 12-NM1 SNMG 15 06 16-NM1					
	ALC 400 P10/M10/K10	ALC 410 K15	ALC 345 P15/M20/K20	ALC 245 P25	ALC 145 P30/M30
			○	■	□
	○		○	○	

 VNMG 16 04 04-NM1 VNMG 16 04 08-NM1					
	ALC 400 P10/M10/K10	ALC 410 K15	ALC 345 P15/M20/K20	ALC 245 P25	ALC 145 P30/M30
			○	□	□
			○	□	□

 CNMG 09 03 04-NM1 CNMG 09 03 08-NM1 CNMG 12 04 04-NM1 CNMG 12 04 08-NM1 CNMG 12 04 12-NM1 CNMG 16 06 12-NM1 CNMG 16 06 16-NM1					
	ALC 400 P10/M10/K10	ALC 410 K15	ALC 345 P15/M20/K20	ALC 245 P25	ALC 145 P30/M30
			○	□	○
	○		■	■	■
	○		○	□	

 TNMG 16 04 04-NM2 TNMG 16 04 08-NM2						
	ALC 345 P15/M20/K20	ALC 245 P25	ALC 145 P30/M30	ALC 135 P35/M30/S30	TNP 220 P20/M20/S15	TNP 140 P40/M25/S25
	○		○	□	□	
	○		■	□	■	

 WNMG 06 04 04-NM1 WNMG 06 04 08-NM1 WNMG 06 04 12-NM1 WNMG 08 04 04-NM1 WNMG 08 04 08-NM1 WNMG 08 04 12-NM1					
	ALC 400 P10/M10/K10	ALC 410 K15	ALC 345 P15/M20/K20	ALC 245 P25	ALC 145 P30/M30
			○	□	○
	○		■	■	□
	○		■	■	□

 SNMG 12 04 08-NM2 SNMG 12 04 12-NM2						
	ALC 345 P15/M20/K20	ALC 245 P25	ALC 145 P30/M30	ALC 135 P35/M30/S30	TNP 220 P20/M20/S15	TNP 140 P40/M25/S25
			○	□		
			○	□		

● Coated grades ● Beschichtete Sorten

 CVD TiN/TiCN/Al₂O₃/TiN+
 PVD TiAlN
 CVD TiN/TiCN/Al₂O₃

CVD = Chemical Vapour Deposition
PVD = Physical Vapour Deposition

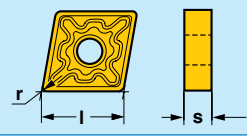

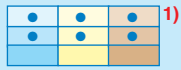
1) Page: **B185**
Seite:
Sida:

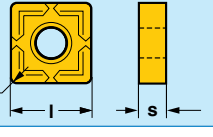


Ordering example:
Bestellbeispiel: **WNMG 080408-NM1 ALC 245**
Beställningsexempel:

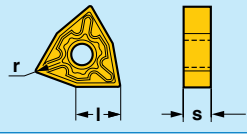

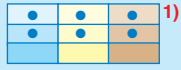
Page: **B44-B62**
Seite:
Sida:

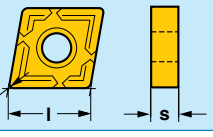

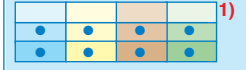
Page: **B102-B106**
Seite:
Sida:

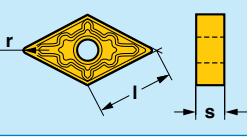

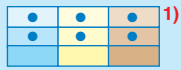
Page: **B130-B137**
Seite:
Sida:

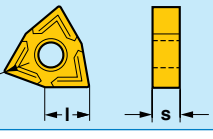


CNMG-NM2 *  						
	ALC 345 P15/M20/K20	ALC 245 P25	ALC 145 P30/M30	ALC 135 P35/M30/S30	TNP 220 P20/M20/S15	TNP 140 P40/M25/S25
CNMG 12 04 04-NM2 CNMG 12 04 08-NM2 CNMG 12 04 12-NM2			■	□	○	○

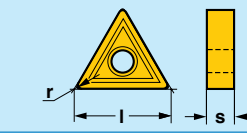

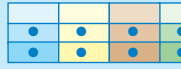
SNMG-NM3 *  						
	ALC 145 P30/M30	TNP 220 P20/M20/S15	TNP 140 P40/M25/S25	CER 510 P10/M10	FG25 K20/ S20/N25/H15	
SNMG 12 04 08-NM3	■	■			○	

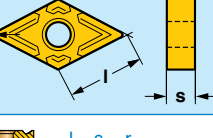


WNMG-NM2 *  						
	ALC 345 P15/M20/K20	ALC 245 P25	ALC 145 P30/M30	ALC 135 P35/M30/S30	TNP 220 P20/M20/S15	TNP 140 P40/M25/S25
WNMG 06 04 04-NM2 WNMG 06 04 08-NM2				□		
WNMG 08 04 04-NM2 WNMG 08 04 08-NM2 WNMG 08 04 12-NM2	○	□	■	○	■	■

CNMG-NM3 *  						
	ALC 345 P15/M20/K20	ALC 245 P25	ALC 145 P30/M30	ALC 135 P35/M30/S30	TNP 220 P20/M20/S15	TNP 140 P40/M25/S25
CNMG 12 04 04-NM3 CNMG 12 04 08-NM3 CNMG 12 04 12-NM3	○	○	○	○	■	○

DNMG-NM2 *  						
	ALC 345 P15/M20/K20	ALC 245 P25	ALC 145 P30/M30	ALC 135 P35/M30/S30	TNP 220 P20/M20/S15	TNP 140 P40/M25/S25
DNMG 11 04 04-NM2 DNMG 11 04 08-NM2	○		○	○	○	
DNMG 15 04 04-NM2 DNMG 15 04 08-NM2				○	○	○
DNMG 15 06 04-NM2 DNMG 15 06 08-NM2	○		■	○	○	■

WNMG-NM3 *  						
	ALC 245 P25	ALC 145 P30/M30	ALC 135 P35/M30/S30	TNP 220 P20/M20/S15	TNP 140 P40/M25/S25	FG25 K20/ S20/N25/H15
WNMG 06 04 04-NM3 WNMG 06 04 08-NM3		○		■		○
WNMG 08 04 04-NM3 WNMG 08 04 08-NM3		■		■		○

TNMG-NM3 *  						
	ALC 145 P30/M30	TNP 220 P20/M20/S15	TNP 140 P40/M25/S25	CER 510 P10/M10	FG25 K20/ S20/N25/H15	
TNMG 16 04 04-NM3 TNMG 16 04 08-NM3	■	■			○	


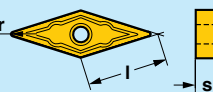






DNMG-NM3 *  						
	ALC 245 P25	ALC 145 P30/M30	ALC 135 P35/M30/S30	TNP 220 P20/M20/S15	TNP 140 P40/M25/S25	FG25 K20/ S20/N25/H15
DNMG 11 04 04-NM3 DNMG 11 04 08-NM3		■	○			○
DNMG 15 04 04-NM3 DNMG 15 04 08-NM3	○	○	○	○		○
DNMG 15 06 04-NM3 DNMG 15 06 08-NM3		■		■		■


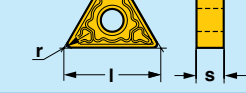





- Stocked - Ab Lager - Lagerfört
- Limited stocked - Begrenzt ab Lager - Begränsat lagerfört
- Offered on request - Auf Anfrage angeboten - Offereras på begäran

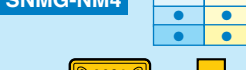






*  Selection of cutting geometry, page: **B27–B38**
 Wahl der Schneidengeometrie, Seite:
 Val av skärgeometri, sida:


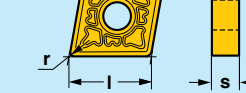





Selection of carbide grade, page: **B168–B171**
 Wahl der Hartmetallsorte, Seite:
 Val av hårdmetallsort, sida:


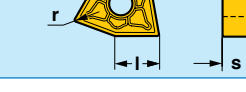





Cutting data, page: **B196–B205**
 Schnittdaten, Seite:
 Skärdata, sida:


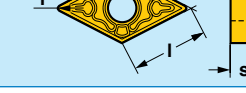





VNMG-NM3* 	ALC 245 P25	ALC 145 P30/M30	ALC 135 P35/M30/S30	TNP 220 P20/M20/S15	TNP 140 P40/M25/S25	FG25 K20/ S20/N25/H15
						
VNMG 16 04 04-NM3 VNMG 16 04 08-NM3	<input type="radio"/>	<input type="radio"/>	<input type="radio"/>	<input type="radio"/>	<input type="radio"/>	<input type="radio"/>


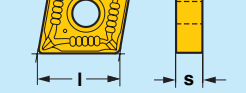





TNMG-NM4* 	ALC 400 P10/M10/K10	ALC 410 K15	ALC 345 P15/M20/K20	ALC 245 P25	ALC 145 P30/M30
					
TNMG 16 04 08-NM4 TNMG 16 04 12-NM4 TNMG 16 04 16-NM4	<input type="radio"/>	<input type="radio"/>	<input type="radio"/>	<input type="radio"/>	<input type="radio"/>
TNMG 22 04 08-NM4 TNMG 22 04 12-NM4 TNMG 22 04 16-NM4	<input type="radio"/>	<input type="radio"/>	<input type="radio"/>	<input type="radio"/>	<input type="radio"/>








SNMG-NM4* 	ALC 400 P10/M10/K10	ALC 410 K15	ALC 345 P15/M20/K20	ALC 245 P25	ALC 145 P30/M30
					
SNMG 12 04 08-NM4 SNMG 12 04 12-NM4 SNMG 12 04 16-NM4	<input type="radio"/>	<input type="radio"/>	<input type="radio"/>	<input type="radio"/>	<input type="radio"/>
SNMG 15 06 08-NM4 SNMG 15 06 12-NM4 SNMG 15 06 16-NM4	<input type="radio"/>	<input type="radio"/>	<input type="radio"/>	<input type="radio"/>	<input type="radio"/>
SNMG 19 06 08-NM4 SNMG 19 06 12-NM4 SNMG 19 06 16-NM4	<input type="radio"/>	<input type="radio"/>	<input type="radio"/>	<input type="radio"/>	<input type="radio"/>


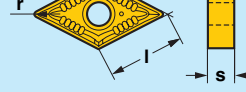





CNMG-NM4* 	ALC 400 P10/M10/K10	ALC 410 K15	ALC 345 P15/M20/K20	ALC 245 P25	ALC 145 P30/M30
					
CNMG 12 04 08-NM4 CNMG 12 04 12-NM4 CNMG 12 04 16-NM4	<input type="radio"/>	<input type="radio"/>	<input type="radio"/>	<input type="radio"/>	<input type="radio"/>
CNMG 16 06 08-NM4 CNMG 16 06 12-NM4 CNMG 16 06 16-NM4	<input type="radio"/>	<input type="radio"/>	<input type="radio"/>	<input type="radio"/>	<input type="radio"/>
CNMG 19 06 08-NM4 CNMG 19 06 12-NM4 CNMG 19 06 16-NM4	<input type="radio"/>	<input type="radio"/>	<input type="radio"/>	<input type="radio"/>	<input type="radio"/>
CNMG 25 09 24-NM4	<input type="radio"/>	<input type="radio"/>	<input type="radio"/>	<input type="radio"/>	<input type="radio"/>

WNMG-NM4* 	ALC 400 P10/M10/K10	ALC 410 K15	ALC 345 P15/M20/K20	ALC 245 P25	ALC 145 P30/M30
					
WNMG 06 04 08-NM4 WNMG 06 04 12-NM4	<input type="radio"/>	<input type="radio"/>	<input type="radio"/>	<input type="radio"/>	<input type="radio"/>
WNMG 08 04 08-NM4 WNMG 08 04 12-NM4 WNMG 08 04 16-NM4	<input type="radio"/>	<input type="radio"/>	<input type="radio"/>	<input type="radio"/>	<input type="radio"/>

DNMG-NM4* 	ALC 400 P10/M10/K10	ALC 410 K15	ALC 345 P15/M20/K20	ALC 245 P25	ALC 145 P30/M30
					
DNMG 11 04 08-NM4 DNMG 11 04 12-NM4	<input type="radio"/>	<input type="radio"/>	<input type="radio"/>	<input type="radio"/>	<input type="radio"/>
DNMG 15 04 08-NM4	<input type="radio"/>	<input type="radio"/>	<input type="radio"/>	<input type="radio"/>	<input type="radio"/>
DNMG 15 06 08-NM4 DNMG 15 06 12-NM4	<input type="radio"/>	<input type="radio"/>	<input type="radio"/>	<input type="radio"/>	<input type="radio"/>

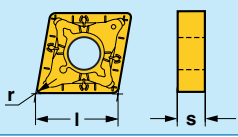

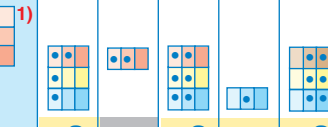
CNMG-NM5* 	ALC 400 P10/M10/K10	ALC 410 K15	ALC 345 P15/M20/K20	ALC 245 P25	ALC 135 P35/M30/S30
					
CNMG 12 04 08-NM5	<input type="radio"/>	<input type="radio"/>	<input type="radio"/>	<input type="radio"/>	<input type="radio"/>

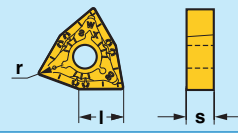

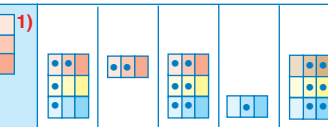
WNMG-NM5* 	ALC 400 P10/M10/K10	ALC 410 K15	ALC 345 P15/M20/K20	ALC 245 P25	ALC 135 P35/M30/S30
					
WNMG 08 04 04-NM5 WNMG 08 04 08-NM5	<input type="radio"/>	<input type="radio"/>	<input type="radio"/>	<input type="radio"/>	<input type="radio"/>

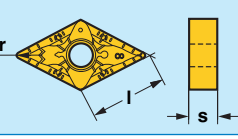

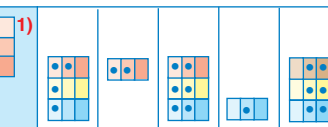
DNMG-NM5* 	ALC 400 P10/M10/K10	ALC 410 K15	ALC 345 P15/M20/K20	ALC 245 P25	ALC 135 P35/M30/S30
					
DNMG 15 04 08-NM5	<input type="radio"/>	<input type="radio"/>	<input type="radio"/>	<input type="radio"/>	<input type="radio"/>
DNMG 15 06 08-NM5	<input type="radio"/>	<input type="radio"/>	<input type="radio"/>	<input type="radio"/>	<input type="radio"/>

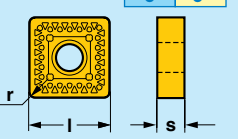

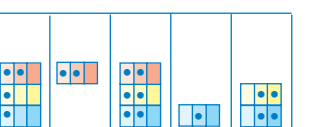
Ordering example:
Bestellbeispiel: **SNMG 150608-NM4 ALC 245**
Beställningsexempel:

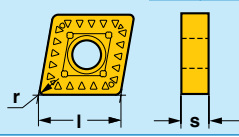

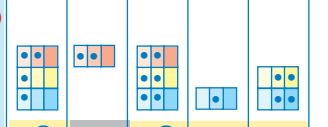
1) Page:
Seite:
Sida:

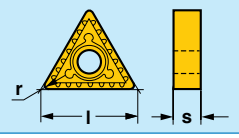

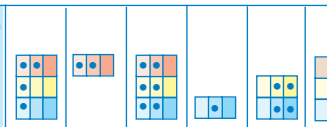
CNMG-NMW *  ¹⁾  l s r					
	ALC 400 P10/M10/K10	ALC 410 K15	ALC 345 P15/M20/K20	ALC 245 P25	ALC 135 P35/M30/S30
CNMG 12 04 04-NMW CNMG 12 04 08-NMW	○		□		

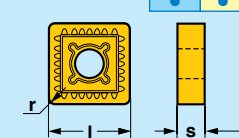

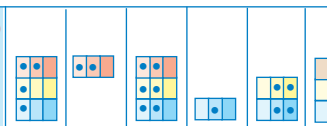
WNMG-NMW *  ¹⁾  l s r					
	ALC 400 P10/M10/K10	ALC 410 K15	ALC 345 P15/M20/K20	ALC 245 P25	ALC 135 P35/M30/S30
WNMG 08 04 04-NMW WNMG 08 04 08-NMW	○		□		

DNMG-NMW *  ¹⁾  l s r					
	ALC 400 P10/M10/K10	ALC 410 K15	ALC 345 P15/M20/K20	ALC 245 P25	ALC 135 P35/M30/S30
DNMG 15 04 04-NMW DNMG 15 04 08-NMW	○		□		
DNMG 15 06 04-NMW DNMG 15 06 08-NMW	○		□		


SNMM-NR1 *  ¹⁾  l s r					
	ALC 400 P10/M10/K10	ALC 410 K15	ALC 345 P15/M20/K20	ALC 245 P25	ALC 145 P30/M30
SNMM 12 04 08-NR1 SNMM 12 04 12-NR1			○	■	□
SNMM 15 06 12-NR1 SNMM 15 06 16-NR1			○	■	○
SNMM 19 06 12-NR1 SNMM 19 06 16-NR1 SNMM 19 06 24-NR1			○	■	■
SNMM 25 07 24-NR1 SNMM 25 09 24-NR1			○	■	○


CNMM-NR1 *  ¹⁾  l s r					
	ALC 400 P10/M10/K10	ALC 410 K15	ALC 345 P15/M20/K20	ALC 245 P25	ALC 145 P30/M30
CNMM 12 04 08-NR1 CNMM 12 04 12-NR1			■	■	■
CNMM 16 06 12-NR1 CNMM 16 06 16-NR1			○	○	○
CNMM 19 06 12-NR1 CNMM 19 06 16-NR1 CNMM 19 06 24-NR1			○	■	■


TNMM-NR2 *  ¹⁾  l s r					
	ALC 400 P10/M10/K10	ALC 410 K15	ALC 345 P15/M20/K20	ALC 245 P25	ALC 145 P30/M30
TNMM 27 06 16-NR2					○

SNMM-NR2 *  ¹⁾  l s r					
	ALC 400 P10/M10/K10	ALC 410 K15	ALC 345 P15/M20/K20	ALC 245 P25	ALC 145 P30/M30
SNMM 15 06 12-NR2 SNMM 15 06 16-NR2	○		○	■	○
SNMM 19 06 16-NR2 SNMM 19 06 24-NR2	○		○	■	■
SNMM 25 07 24-NR2 SNMM 25 09 24-NR2	○		○	○	○


● Coated grades ● Beschichtete Sorten ● Belagda sorter. CVD = Chemical Vapour Deposition
 PVD = Physical Vapour Deposition
 CVD TiN/TiCN/Al₂O₃/TiN+  PVD TiAlN  CVD TiN/TiCN/Al₂O₃

 Page: **B44-B62**
 Seite: **B44-B62**
 Sida: **B44-B62**

 Page: **B102-B106**
 Seite: **B102-B106**
 Sida: **B102-B106**

 Page: **B130-B137**
 Seite: **B130-B137**
 Sida: **B130-B137**

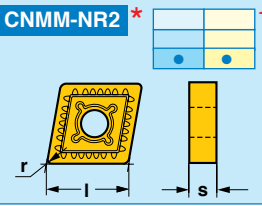

- Stocked - Ab Lager - Lagerfört
- Limited stocked - Begrenzt ab Lager - Begränsat lagerfört
- Offered on request - Auf Anfrage angeboten - Offereras på begäran

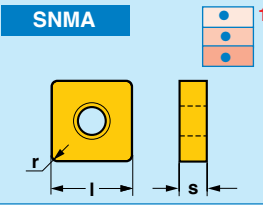

*  Selection of cutting geometry, page:
 Wahl der Schneidengeometrie, Seite: **B27-B38**
 Val av skärgeometri, sida:

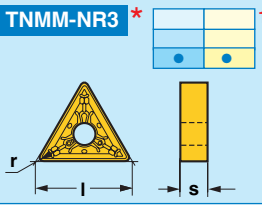

Selection of carbide grade, page:
 Wahl der Hartmetallsorte, Seite: **B168-B171**
 Val av hårdmetallsort, sida:

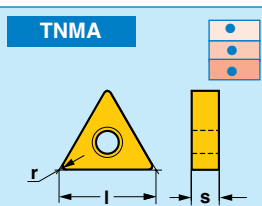

Cutting data, page:
 Schnittdaten, Seite: **B196-B205**
 Skärdata, sida:

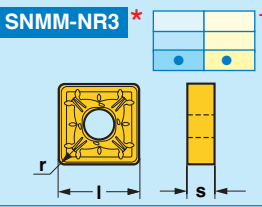

B

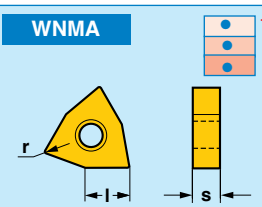

CNMM-NR2 * 	1)					
	ALC 400 P10/M10/K10	ALC 410 K15	ALC 345 P15/M20/K20	ALC 245 P25	ALC 145 P30/M30	TNP 220 P20/M20/S15
 l s r						
CNMM 16 06 12-NR2	○		○	■	○	
CNMM 16 06 16-NR2	○		○	■	○	
CNMM 19 06 16-NR2	○		■	■	■	
CNMM 19 06 24-NR2	○		○	○	○	
CNMM 25 07 24-NR2	○		○	○	○	
CNMM 25 09 24-NR2	○			○	○	

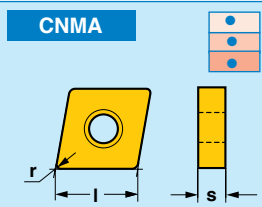

SNMA 	1)	
	ALC 400 P10/M10/K10	ALC 410 K15
 l s r		
SNMA 09 03 08		○
SNMA 12 04 04		○
SNMA 12 04 08	□	■
SNMA 12 04 12	□	■
SNMA 12 04 16		○
SNMA 15 06 12		○
SNMA 19 06 12		○
SNMA 19 06 16		■
SNMA 25 07 24T		○
SNMA 25 09 24T		○

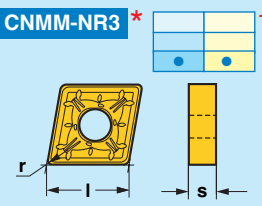

TNMM-NR3 * 	1)					
	ALC 400 P10/M10/K10	ALC 410 K15	ALC 345 P15/M20/K20	ALC 245 P25	ALC 145 P30/M30	TNP 220 P20/M20/S15
 l s r						
TNMM 16 04 08-NR3				□		
TNMM 22 04 08-NR3				□		

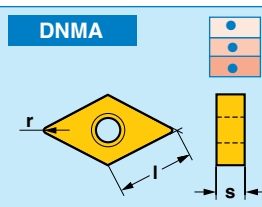

TNMA 	1)	
	ALC 400 P10/M10/K10	ALC 410 K15
 l s r		
TNMA 16 04 04		○
TNMA 16 04 08		■
TNMA 16 04 12		○
TNMA 22 04 08		○
TNMA 22 04 12		■
TNMA 22 04 16		○
TNMA 27 06 12		○

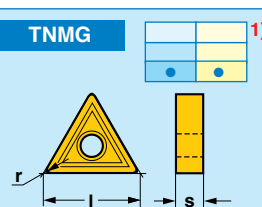

SNMM-NR3 * 	1)	
	ALC 345 P15/M20/K20	ALC 245 P25
 l s r		
SNMM 12 04 12-NR3	□	□
SNMM 15 06 24-NR3	□	□
SNMM 19 06 24-NR3	□	□

WNMA 	1)	
	ALC 400 P10/M10/K10	ALC 410 K15
 l s r		
WNMA 08 04 08	□	■
WNMA 08 04 12	□	

CNMA 	1)	
	ALC 400 P10/M10/K10	ALC 410 K15
 l s r		
CNMA 12 04 04		○
CNMA 12 04 08	□	■
CNMA 12 04 12	○	○
CNMA 19 06 12		○
CNMA 19 06 16		○




CNMM-NR3 * 	1)	
	ALC 345 P15/M20/K20	ALC 245 P25
 l s r		
CNMM 16 06 16-NR3	□	□

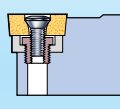
DNMA 	1)	
	ALC 400 P10/M10/K10	ALC 410 K15
 l s r		
DNMA 15 06 08	□	■
DNMA 15 06 12		○

TNMG 	1)	
	ALC 400 P10/M10/K10	
 l s r		
TNMG 16 04 08	■	

Ordering example:
 Bestellbeispiel: **CNMA 190616 ALC 410**
 Beställningsexempel:

Page:
 1) Seite: **B185**
 Sida:

	Page: Seite: Sida:	B44-B62
	Page: Seite: Sida:	B130-B137
	Page: Seite: Sida:	B102-B106



WCGT-PF05				
	TNP 220 P20/M20/S15	TNP 140 P40/M25/S25	CER 510 P10/M10	FG25 K20/ S20/N25/H15
WCGT 02 01 01R-PF05	<input type="radio"/>		<input type="radio"/>	<input type="radio"/>
WCGT 02 01 02R-PF05	<input type="radio"/>		<input type="radio"/>	<input type="radio"/>
WCGT 02 01 01L-PF05	<input type="radio"/>		<input type="radio"/>	<input type="radio"/>
WCGT 02 01 02L-PF05	<input type="radio"/>		<input type="radio"/>	<input type="radio"/>

TCM/GT-PF1 *				
	TNP 220 P20/M20/S15	TNP 140 P40/M25/S25	CER 510 P10/M10	FG25 K20/ S20/N25/H15
TCMT 11 02 04-PF1			<input type="checkbox"/>	
TCGT 11 02 02-PF1			<input type="radio"/>	
TCGT 11 02 04-PF1			<input type="radio"/>	
TCGT 11 02 08-PF1			<input type="radio"/>	

SCMT-PF1 *				
	TNP 220 P20/M20/S15	TNP 140 P40/M25/S25	CER 510 P10/M10	FG25 K20/ S20/N25/H15
SCMT 09 T3 04-PF1			<input checked="" type="checkbox"/>	
SCMT 09 T3 08-PF1			<input type="radio"/>	

● Coated grades ● Beschichtete Sorten
● Belagda sorter.

CVD
TiN/TiCN/
Al₂O₃/TiN+

PVD
TiAlN

CVD
TiN/TiCN/
Al₂O₃

CVD = Chemical Vapour Deposition
PVD = Physical Vapour Deposition

	Page: Seite: Sida:	B64–B82
	Page: Seite: Sida:	B107–B113 B123–B125
	Page: Seite: Sida:	B138–B145 B160–B164

CCM/GT-PF1 *				
	TNP 220 P20/M20/S15	TNP 140 P40/M25/S25	CER 510 P10/M10	FG25 K20/ S20/N25/H15
CCMT 06 02 04-PF1			<input type="checkbox"/>	
CCMT 06 02 08-PF1			<input type="checkbox"/>	
CCGT 06 02 02-PF1			<input checked="" type="checkbox"/>	
CCMT 09 T3 04-PF1			<input checked="" type="checkbox"/>	
CCMT 09 T3 08-PF1			<input checked="" type="checkbox"/>	
CCGT 09 T3 02-PF1			<input type="radio"/>	

WCM/GT-PF1 *				
	TNP 220 P20/M20/S15	TNP 140 P40/M25/S25	CER 510 P10/M10	FG25 K20/ S20/N25/H15
WCGT 02 01 02-PF1			<input checked="" type="checkbox"/>	
WCMT 04 02 04-PF1			<input checked="" type="checkbox"/>	
WCGT 04 02 02-PF1			<input type="radio"/>	
WCMT 06 T3 04-PF1			<input type="radio"/>	
WCGT 06 T3 02-PF1			<input type="radio"/>	

DCM/GT-PF1 *				
	TNP 220 P20/M20/S15	TNP 140 P40/M25/S25	CER 510 P10/M10	FG25 K20/ S20/N25/H15
DCMT 07 02 04-PF1			<input type="radio"/>	
DCGT 07 02 02-PF1			<input type="checkbox"/>	
DCMT 11 T3 04-PF1			<input checked="" type="checkbox"/>	
DCMT 11 T3 08-PF1			<input checked="" type="checkbox"/>	
DCGT 11 T3 02-PF1			<input checked="" type="checkbox"/>	

Ordering example:
Bestellbeispiel: **CCMT 060204-PF1 CER 510**
Beställningsexempel:

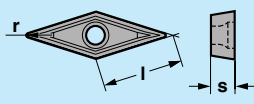







- Stocked - Ab Lager - Lagerfört
- Limited stocked - Begrenzt ab Lager - Begränsat lagerfört
- Offered on request - Auf Anfrage angeboten - Offereras på begäran

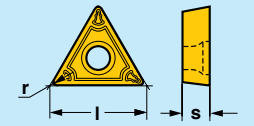
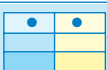






* Selection of cutting geometry, page:
Wahl der Schneidengeometrie, Seite: **B27–B38**
Val av skärgeometri, sida:

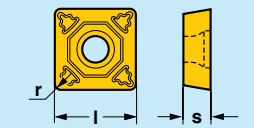







Selection of carbide grade, page:
Wahl der Hartmetallsorte, Seite: **B168–B171**
Val av hårdmetallsort, sida:

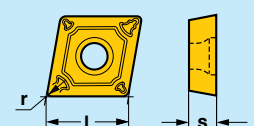







Cutting data, page:
Schnittdaten, Seite: **B196–B205**
Skärdata, sida:

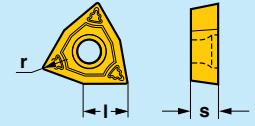









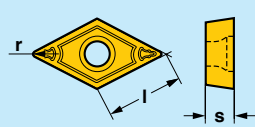







VCGT-PF1 *  1)						
	 l s r	TNP 220 P20/M20/S15	TNP 140 P40/M25/S25	CER 510 P10/M10	FG25 K20/ S20/M25/H15	S6 P40
VCGT 11 03 02-PF1 VCGT 11 03 04-PF1			○			

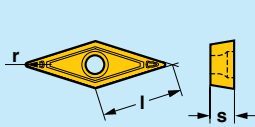
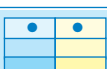






TCMT-PF2 *  1)						
	 l s r	ALC 400 P10/M10/K10	ALC 410 K15	ALC 345 P15/M20/K20	ALC 245 P25	ALC 145 P30/M30
TCMT 11 02 02-PF2 TCMT 11 02 04-PF2 TCMT 11 02 08-PF2			○	○	○	
TCMT 16 T3 02-PF2 TCMT 16 T3 04-PF2 TCMT 16 T3 08-PF2			○	○	○	

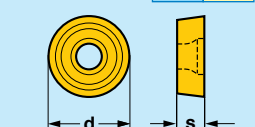







SCMT-PF2 *  1)						
	 l s r	ALC 400 P10/M10/K10	ALC 410 K15	ALC 345 P15/M20/K20	ALC 245 P25	ALC 145 P30/M30
SCMT 09 T3 04-PF2 SCMT 09 T3 08-PF2			○	○		
SCMT 12 04 04-PF2 SCMT 12 04 08-PF2			○	■		

CCMT-PF2 *  1)						
	 l s r	ALC 400 P10/M10/K10	ALC 410 K15	ALC 345 P15/M20/K20	ALC 245 P25	ALC 145 P30/M30
CCMT 06 02 02-PF2 CCMT 06 02 04-PF2 CCMT 06 02 08-PF2			○	■	■	■
CCMT 09 T3 02-PF2 CCMT 09 T3 04-PF2 CCMT 09 T3 08-PF2			■	■	■	
CCMT 12 04 04-PF2 CCMT 12 04 08-PF2			○	■		

WCMT-PF2 *  1)						
	 l s r	ALC 400 P10/M10/K10	ALC 410 K15	ALC 345 P15/M20/K20	ALC 245 P25	ALC 145 P30/M30
WCMT 04 02 02-PF2 WCMT 04 02 04-PF2 WCMT 04 02 08-PF2			○	○	○	
WCMT 06 T3 02-PF2 WCMT 06 T3 04-PF2 WCMT 06 T3 08-PF2			○	○	○	
WCMT 08 04 04-PF2 WCMT 08 04 08-PF2			○	○	■	

DCMT-PF2 *  1)						
	 l s r	ALC 400 P10/M10/K10	ALC 410 K15	ALC 345 P15/M20/K20	ALC 245 P25	ALC 145 P30/M30
DCMT 07 02 02-PF2 DCMT 07 02 04-PF2 DCMT 07 02 08-PF2			○	○	■	
DCMT 11 T3 02-PF2 DCMT 11 T3 04-PF2 DCMT 11 T3 08-PF2			■	○	■	

VCMT-PF2 *  1)						
	 l s r	ALC 400 P10/M10/K10	ALC 410 K15	ALC 345 P15/M20/K20	ALC 245 P25	ALC 145 P30/M30
VCMT 11 03 02-PF2 VCMT 11 03 04-PF2 VCMT 11 03 08-PF2			○	○	○	
VCMT 16 04 04-PF2 VCMT 16 04 08-PF2			■	■	□	

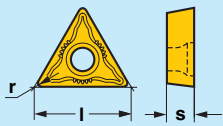
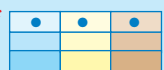
RCMT-PF2 *  1)						
	 l s r	ALC 400 P10/M10/K10	ALC 345 P15/M20/K20	ALC 245 P25	ALC 145 P30/M30	FG25 K20/ S20/M25/H15
RCMT 08 03 M0 E-PF2	○		■	■	■	
RCMT 10 T3 M0 E-PF2 RCMT 10 T3 M0 S-PF2	○		■	■	○	
RCMT 12 04 M0 S-PF2	■		■	○	○	○

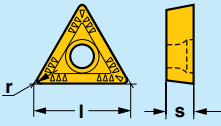
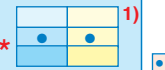
Page: **B185**
 1) Seite:
 Sida:

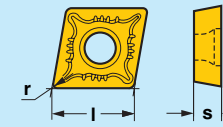
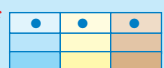
Ordering example:
 Bestellbeispiel: **VCMT 110302-PF2 ALC 245 P25**
 Beställningsexempel:


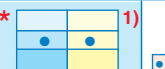
● Coated grades ● Beschichtete Sorten ● Belagda sorter. CVD = Chemical Vapour Deposition PVD = Physical Vapour Deposition

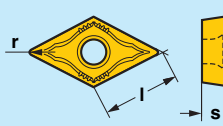
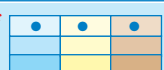
 CVD TiN/TiCN /Al₂O₃/TiN+
  PVD TiAlN
  CVD TiN/TiCN/ Al₂O₃


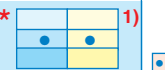
TCMT-PF3 *  1)					
	ALC 400 P10/M10/K10	ALC 410 K15	ALC 245 P25	ALC 145 P30/M30	ALC 135 P35/M30/S30
TCMT 11 02 02-PF3 TCMT 11 02 04-PF3	○	■	○	○	□
TCMT 16 T3 04-PF3 TCMT 16 T3 08-PF3	○	■	□	○	□

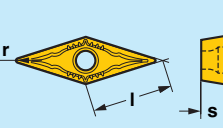
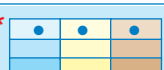
TCMT-PM1 *  1)					
	ALC 400 P10/M10/K10	ALC 410 K15	ALC 345 P15/M20/K20	ALC 245 P25	ALC 145 P30/M30
TCMT 11 02 04-PM1 TCMT 11 02 08-PM1	○	■	○	■	□
TCMT 16 T3 04-PM1 TCMT 16 T3 08-PM1 TCMT 16 T3 12-PM1	○	■	■	■	○




CCMT-PF3 *  1)					
	ALC 400 P10/M10/K10	ALC 410 K15	ALC 245 P25	ALC 145 P30/M30	ALC 135 P35/M30/S30
CCMT 06 02 02-PF3 CCMT 06 02 04-PF3	○	■	□	□	□
CCMT 09 T3 02-PF3 CCMT 09 T3 04-PF3 CCMT 09 T3 08-PF3	○	■	□	□	□

SCMT-PM1 *  1)					
	ALC 400 P10/M10/K10	ALC 410 K15	ALC 345 P15/M20/K20	ALC 245 P25	ALC 145 P30/M30
SCMT 09 T3 04-PM1 SCMT 09 T3 08-PM1	○	■	○	■	□
SCMT 12 04 04-PM1 SCMT 12 04 08-PM1 SCMT 12 04 12-PM1	○	■	■	■	□

DCMT-PF3 *  1)					
	ALC 400 P10/M10/K10	ALC 410 K15	ALC 245 P25	ALC 145 P30/M30	ALC 135 P35/M30/S30
DCMT 07 02 02-PF3 DCMT 07 02 04-PF3	○	■	□	□	□
DCMT 11 T3 02-PF3 DCMT 11 T3 04-PF3 DCMT 11 T3 08-PF3	○	■	□	□	□

CCMT-PM1 *  1)					
	ALC 400 P10/M10/K10	ALC 410 K15	ALC 345 P15/M20/K20	ALC 245 P25	ALC 145 P30/M30
CCMT 06 02 04-PM1 CCMT 06 02 08-PM1	○	■	○	■	□
CCMT 09 T3 04-PM1 CCMT 09 T3 08-PM1	○	■	○	■	■
CCMT 12 04 04-PM1 CCMT 12 04 08-PM1 CCMT 12 04 12-PM1	○	■	○	■	■

VCMT-PF3 *  1)					
	ALC 400 P10/M10/K10	ALC 410 K15	ALC 245 P25	ALC 145 P30/M30	ALC 135 P35/M30/S30
VCMT 11 03 02-PF3 VCMT 11 03 04-PF3	○	■	○	○	□
VCMT 16 04 04-PF3 VCMT 16 04 08-PF3	○	■	○	○	□

	Page: B64–B82 Seite: Sida:
	Page: B107–B113 Seite: B123–B125 Sida:
	Page: B138–B145 Seite: B160–B164 Sida:

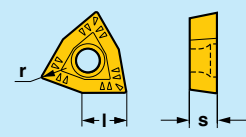
- Stocked - Ab Lager - Lagerfört
- Limited stocked - Begrenzt ab Lager - Begränsat lagerfört
- Offered on request - Auf Anfrage angeboten - Offereras på begäran

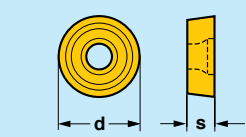
*  Selection of cutting geometry, page: **B27–B38**
Wahl der Schneidengeometrie, Seite:
Val av skärgeometri, sida:

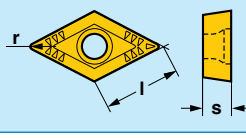
Selection of carbide grade, page: **B168–B171**
Wahl der Hartmetallsorte, Seite:
Val av hårdmetallsort, sida:

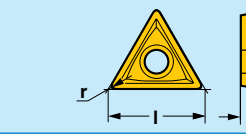
Cutting data, page: **B196–B205**
Schnittdaten, Seite:
Skärdata, sida:

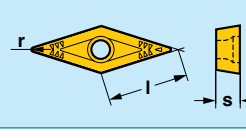
B

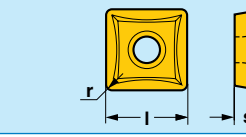
WCMT-PM1 * 	1)				
	ALC 400 P10/M10/K10	ALC 410 K15	ALC 345 P15/M20/K20	ALC 245 P25	ALC 145 P30/M30
WCMT 04 02 04-PM1 WCMT 04 02 08-PM1				■	
WCMT 06 T3 04-PM1 WCMT 06 T3 08-PM1				■	
WCMT 08 04 04-PM1 WCMT 08 04 08-PM1 WCMT 08 04 12-PM1				□ ■ ○	

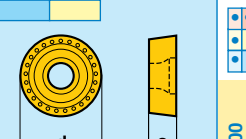
RCMX * 	1)				
	ALC 400 P10/M10/K10	ALC 410 K15	TNP 250 P15/M15/K15	ALC 245 P25	ALC 145 P30/M30
RCMX 12 04 00			■		
RCMX 16 06 00 RCMX 16 06 M0			■	○	
RCMX 20 06 00 RCMX 20 06 M0	○	○	■	○	■

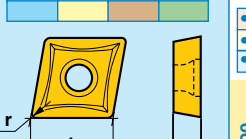
DCMT-PM1 * 	1)				
	ALC 400 P10/M10/K10	ALC 410 K15	ALC 345 P15/M20/K20	ALC 245 P25	ALC 145 P30/M30
DCMT 07 02 04-PM1 DCMT 07 02 08-PM1				■	□
DCMT 11 T3 04-PM1 DCMT 11 T3 08-PM1		■		■	■

TCMT-PM2 * 	1)				
	ALC 400 P10/M10/K10	ALC 410 K15	ALC 345 P15/M20/K20	ALC 245 P25	ALC 145 P30/M30
TCMT 11 02 04-PM2 TCMT 11 02 08-PM2	○		■	■	○
TCMT 16 T3 04-PM2 TCMT 16 T3 08-PM2	○		□	■	■
TCMT 22 04 04-PM2 TCMT 22 04 08-PM2			○	○	■

VCMT-PM1 * 	1)				
	ALC 400 P10/M10/K10	ALC 410 K15	ALC 345 P15/M20/K20	ALC 245 P25	ALC 145 P30/M30
VCMT 11 03 04-PM1 VCMT 11 03 08-PM1				■	
VCMT 16 04 04-PM1 VCMT 16 04 08-PM1 VCMT 16 04 12-PM1			□	■	

SCMT-PM2 * 	1)				
	ALC 345 P15/M20/K20	ALC 245 P25	ALC 145 P30/M30	TNP 220 P20/M20/S15	FG25 K20/ S20/N25/H15
SCMT 09 T3 04-PM2 SCMT 09 T3 08-PM2	□ ■	■	■	○	○
SCMT 12 04 04-PM2 SCMT 12 04 08-PM2	○ □	○ ■	■		

RCMT-PM1 * 	1)					
	ALC 400 P10/M10/K10	ALC 410 K15	ALC 345 P15/M20/K20	ALC 245 P25	ALC 145 P30/M30	FG25 K20/ S20/N25/H15
RCMT 16 06 M0-PM1	○		○	■	■	○
RCMT 20 06 M0-PM1	■		○	■	■	○
RCMT 25 07 M0-PM1		○		○	○	

CCMT-PM2 * 	1)					
	ALC 400 P10/M10/K10	ALC 345 P15/M20/K20	ALC 245 P25	ALC 145 P30/M30	TNP 220 P20/M20/S15	FG25 K20/ S20/N25/H15
CCMT 06 02 02-PM2 CCMT 06 02 04-PM2 CCMT 06 02 08-PM2	○	■	○	■	○	■
CCMT 09 T3 04-PM2 CCMT 09 T3 08-PM2	○	■	□	■	■	○
CCMT 12 04 04-PM2 CCMT 12 04 08-PM2	○	■	■	■	○	○

Ordering example:
Bestellbeispiel: **RCMT 2006M0-PM1 ALC 400**
Beställningsexempel:

- Coated grades ● Beschichtete Sorten
 - Belagda sorter
 - CVD TiN/TiCN/Al₂O₃/TiN+
 - PVD TiAlN
 - CVD TiN/TiCN/Al₂O₃
- CVD = Chemical Vapour Deposition
PVD = Physical Vapour Deposition

WCMT-PM2 *	1)				
	ALC 400 P10/M10/K10	ALC 345 P15/M20/K20	ALC 245 P25	ALC 145 P30/M30	TNP 220 P20/M20/S15
l s r					
WCMT 04 02 04-PM2	<input type="checkbox"/>		<input checked="" type="checkbox"/>		
WCMT 06 T3 04-PM2	<input type="checkbox"/>		<input type="checkbox"/>		

DCMT-PM2 *	1)				
	ALC 400 P10/M10/K10	ALC 345 P15/M20/K20	ALC 245 P25	ALC 145 P30/M30	TNP 220 P20/M20/S15
l s r					
DCMT 07 02 04-PM2		<input type="checkbox"/>	<input checked="" type="checkbox"/>		
DCMT 11 T3 04-PM2	<input type="checkbox"/>	<input checked="" type="checkbox"/>	<input checked="" type="checkbox"/>	<input checked="" type="checkbox"/>	
DCMT 11 T3 08-PM2		<input checked="" type="checkbox"/>	<input checked="" type="checkbox"/>	<input checked="" type="checkbox"/>	

VCMT-PM2 *	1)				
	ALC 345 P15/M20/K20	ALC 245 P25	ALC 145 P30/M30	TNP 220 P20/M20/S15	FG25 K20/ S20/N25/H15
l s r					
VCMT 11 03 04-PM2		<input type="checkbox"/>			
VCMT 16 04 04-PM2		<input type="checkbox"/>	<input checked="" type="checkbox"/>		
VCMT 16 04 08-PM2		<input type="checkbox"/>	<input checked="" type="checkbox"/>		

SCGT-AL1 *	1)		
	TNP 400 N25	FG10 S15/N10	FG15 N15
l s r			
SCGT 12 04 08F-AL1P	<input type="checkbox"/>	<input type="checkbox"/>	<input checked="" type="checkbox"/>

CCGT-AL1 *	1)		
	TNP 400 N25	FG10 S15/N10	FG15 N15
l s r			
CCGT 06 02 02F-AL1P	<input type="checkbox"/>	<input type="checkbox"/>	
CCGT 06 02 04F-AL1P	<input type="checkbox"/>	<input type="checkbox"/>	
CCGT 09 T3 02F-AL1P		<input type="checkbox"/>	
CCGT 09 T3 04F-AL1P	<input type="checkbox"/>	<input type="checkbox"/>	
CCGT 09 T3 08F-AL1P		<input type="checkbox"/>	
CCGT 12 04 02F-AL1P	<input type="checkbox"/>	<input type="checkbox"/>	
CCGT 12 04 04F-AL1P	<input type="checkbox"/>	<input type="checkbox"/>	
CCGT 12 04 08F-AL1P			<input checked="" type="checkbox"/>

DCGT-AL1 *	1)		
	TNP 400 N25	FG10 S15/N10	FG15 N15
l s r			
DCGT 07 02 02F-AL1P	<input type="checkbox"/>	<input type="checkbox"/>	
DCGT 07 02 04F-AL1P	<input type="checkbox"/>	<input type="checkbox"/>	
DCGT 11 T3 02F-AL1P	<input type="checkbox"/>	<input type="checkbox"/>	
DCGT 11 T3 04F-AL1P	<input type="checkbox"/>	<input type="checkbox"/>	
DCGT 11 T3 08F-AL1P	<input type="checkbox"/>	<input type="checkbox"/>	<input checked="" type="checkbox"/>

VCGT-AL1 *	1)		
	TNP 400 N25	FG10 S15/N10	FG15 N15
l s r			
VCGT 11 03 02F-AL1P		<input type="checkbox"/>	
VCGT 11 03 04F-AL1P		<input type="checkbox"/>	
VCGT 16 04 04F-AL1P	<input type="checkbox"/>	<input type="checkbox"/>	
VCGT 16 04 08F-AL1P	<input type="checkbox"/>	<input type="checkbox"/>	<input checked="" type="checkbox"/>
VCGT 16 04 12F-AL1P	<input type="checkbox"/>	<input type="checkbox"/>	
VCGT 22 05 30F-AL1P	<input type="checkbox"/>	<input type="checkbox"/>	<input checked="" type="checkbox"/>

Page: **B185**
 1) Seite:
 Sida:

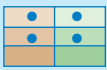
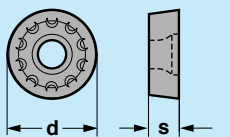




	Page: B64-B82 Seite: Sida:		Page: B138-B145 Seite: Sida: B160-B164
	Page: B107-B113 Seite: B123-B125		

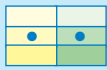
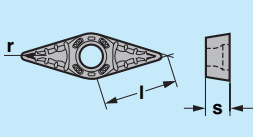




- Stocked - Ab Lager - Lagerfört
- Limited stocked - Begrenzt ab Lager - Begränsat lagerfört
- Offered on request - Auf Anfrage angeboten - Offereras på begäran

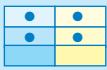





* Selection of cutting geometry, page: **B27-B38**
 Wahl der Schneidengeometrie, Seite:
 Val av skärgeometri, sida:


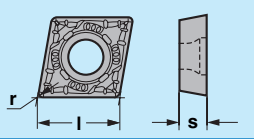




Selection of carbide grade, page: **B168-B171**
 Wahl der Hartmetallsorte, Seite:
 Val av hårdmetallsort, sida:

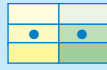
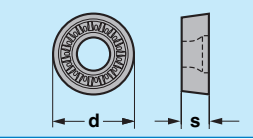




Cutting data, page: **B196-B205**
 Schnittdaten, Seite:
 Skärdata, sida:

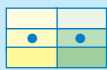
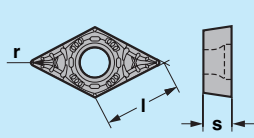




RCGT-AL1 *  1)				
 l s r	TNP 400 N25	FG10 S15/N10	FG15 N15	
RCGT 08 03 M0F-AL1P				

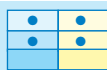
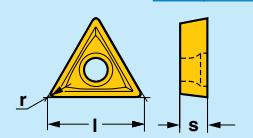




VCXT-AL2 *  1)				
 l s r	TNP 315 M15	FG10 S15/N10	FG15 N15	
VCXT 16 04 04-AL2 VCXT 16 04 08-AL2 VCXT 16 04 12-AL2 VCXT 22 05 30-AL2				

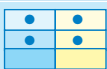
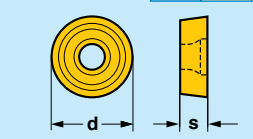




CCMT  1)				
 l s r	TNC 150 P35/M30			
CCMT 09 03 04 CCMT 09 03 08				





CCXT-AL2 *  1)				
 l s r	TNP 315 M15	FG10 S15/N10	FG15 N15	
CCXT 06 02 04-AL2 CCXT 09 T3 04-AL2 CCXT 09 T3 08-AL2				




RCXT-AL2 *  1)				
 l s r	TNP 315 M15	FG10 S15/N10	FG15 N15	
RCXT 08 03 M0-AL2				

DCXT-AL2 *  1)				
 l s r	TNP 315 M15	FG10 S15/N10	FG15 N15	
DCXT 07 02 04-AL2 DCXT 11 T3 04-AL2 DCXT 11 T3 08-AL2				

TCMT  1)				
 l s r	TNC 150 P35/M30	ALC 350 P15/ M10/K10/S10		
TCMT 06 T1 02 TCMT 09 02 04				

RCMT  1)				
 d s	SAFM P25	H10 K10/N10		
RCMT 06 02 M0				

- Coated grades ● Beschichtete Sorten ● Belagda sorter. CVD = Chemical Vapour Deposition
 PVD = Physical Vapour Deposition
- | | | | |
|---|---|---|---|
|  CVD TiN/TiCN/TiN |  CVD TiN/TiCN/Al ₂ O ₃ /TiN+ |  PVD TiAlN |  CVD TiN/TiCN/Al ₂ O ₃ |
|---|---|---|---|

 Page: B64-B82 Seite: B64-B82 Sida: B64-B82	 Page: B138-B145 Seite: B138-B145 Sida: B160-B164
 Page: B107-B113 Seite: B107-B113 Sida: B123-B125	

1) Page: **B185**
 Seite: **B185**
 Sida: **B185**

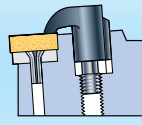
Ordering example:
 Bestellbeispiel: **DCXT 111T304-AL2 FG15**
 Beställningsexempel:

- Stocked - Ab Lager - Lagerfört
- Limited stocked - Begrenzt ab Lager - Begränsat lagerfört
- Offered on request - Auf Anfrage angeboten - Offereras på begäran

*  
 Selection of cutting geometry, page:
 Wahl der Schneidengeometrie, Seite: **B27-B38**
 Val av skärgeometri, sida:

Selection of carbide grade, page:
 Wahl der Hartmetallsorte, Seite: **B168-B171**
 Val av hårdmetallsort, sida:

Cutting data, page:
 Schnittdaten, Seite: **B196-B205**
 Skärdata, sida:



TPMR * 1)						
		ALC 400 P10/M10/K10	ALC 410 K15	ALC 345 P15/M20/K20	ALC 245 P25	ALC 145 P30/M30
TPMR 11 03 04				■	■	■
TPMR 11 03 08			○	■	■	■
TPMR 16 03 04			○	■	■	■
TPMR 16 03 08				■	■	■

SPMR * 1)						
		ALC 400 P10/M10/K10	ALC 410 K15	ALC 345 P15/M20/K20	ALC 245 P25	ALC 145 P30/M30
SPMR 09 03 04					■	○
SPMR 09 03 08				○	○	○
SPMR 12 03 04				○	○	■
SPMR 12 03 08				■	■	○
SPMR 12 03 12					○	○

KNUX * 1)							
		ALC 345 P15/M20/K20	ALC 245 P25	ALC 145 P30/M30	CER 510 P10/M10	H10 K10	S1V P10
KNUX 16 04 05 ER 11		○		□	○	○	○
KNUX 16 04 05 EL 11		○		□	○	○	○
KNUX 16 04 05 ER 111		○	■	■			
KNUX 16 04 05 EL 111		○	□	■			
KNUX 16 04 10 ER 11		■		○			
KNUX 16 04 10 EL 11		○		○			
KNUX 16 04 05 ER 12		○		□			
KNUX 16 04 05 EL 12		○		○			
KNUX 16 04 10 ER 12		○		□			
KNUX 16 04 10 EL 12		○		○			

	Page: Seite: Sida:	B83-B90
	Page: Seite: Sida:	B114-B116
	Page: Seite: Sida:	B121-B122
	Page: Seite: Sida:	B126-B128
	Page: Seite: Sida:	B146-B152

Ordering example:
Bestellbeispiel: **TPMR 110308 ALC 245**
Beställningsexempel:

1) ISO Material index - Werkstoff-Index - Materialindex

P: All types of steels, cast steels and long chipping cast irons except aust/duplex stainless steels - Stähle, Stahlguss und langspanender Guss aller arten ohne aust/duplex rostfreie Stähle - Alla typer av stål, gjutstål och långspånande gjutjärn utom aust/duplexa rostfria stål.

M: All types of aust/duplex stainless steels - Aust/duplex rostfreie Stähle aller Arten - Alla typer av aust/duplext rostfritt stål.

K: All types of short-chipping cast iron - Kurzspanender Guss aller arten - Alla typer av kortspånande gjutjärn.

S: All types of heat-resistant Ni-, Co-, Fe-, and Ti-alloys - Warmfeste Ni-, Co-, Fe-, und Ti-Legierungen aller Arten - Alla typer av varmhållfasta Ni-, Co-, Fe-, och Ti-legeringar.

N: All types of non-ferrous metals and non-metallic materials - NE-Metalle aller Arten und nicht metallische Materialien - Alla typer av icke-järnmetaller och icke metalliska material.

H: Hard materials; all types of hardened steels and cast iron - Harte Materialien; Gehärtete Stähle und guss aller Arten - Hårda material; alla typer av härdade stål och gjutjärn.

● Main application area - Hauptsätzliches Gebrauch - Främsta tillämpningsområde

							Finishing/light roughing - Schlichten/leichtes Schruppen - Finbearbetning/lätt grovbearbetning
							Medium roughing - Mittleres Schruppen - Medelgrov bearbetning
							Roughing/heavy roughing - Schruppen/Starkes Schruppen - Grovbearbetning/tung grovbearbetning

MIRCONA ...ceramic insert grades for turning ...keramische Schneidsorten zum Drehen ...keramiska skärsorter för svarvning

Introduction

Ceramic cutting materials can, due to their extreme heat- and wear-resistance and chemical stability, contribute to a dramatic increase in productivity by chip removal machining. This is foremost achieved, in comparison with carbide, by essentially increasing the cutting speed.

The ceramic cutting materials for metal removal machining are divided into two main groups - oxide ceramics and nitride ceramics - which are presented in accordance with the below table:

B

Einleitung


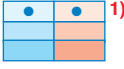

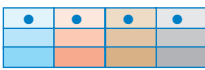

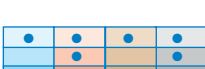
Keramische Schneidstoffe können aufgrund ihrer hohen Warmfestigkeit, Verschleissfestigkeit und chemischen Stabilität zu einem starken Anstieg der Produktivität bei spanabhebender Bearbeitung beitragen. Im Vergleich zu der Bearbeitung mit Hartmetall wird dies hauptsächlich durch eine wesentliche Erhöhung der Schnittgeschwindigkeit erzielt. Die keramischen Schneidstoffe für die spanabhebende Bearbeitung werden in zwei Hauptgruppen unterteilt – Oxidkeramik und Nitridkeramik -, die in nachstehender Tabelle vorgestellt werden:

Inledning

Keramiska skärmaterial kan tack vare sin extrema varmhållfasthet, slitstyrka och kemiska stabilitet bidra till att dramatiskt höja produktiviteten vid spånavskiljande bearbetning. Detta åstadkommes främst genom att, i jämförelse med hårdmetall, väsentligen höja skärhastigheten.

De keramiska materialen för skärande bearbetning indelas i två huvudgrupper - oxidkeramik, samt nitridkeramik - vilka presenteras i överensstämmelse med nedanstående uppställning:

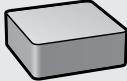
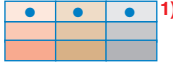




MIRCONA ...oxide ceramic grades (Al₂O₃) ...Oxidkeramiksorter (Al₂O₃) ...oxidkeramiksorter (Al₂O₃)

Grade Sorte Sort	Type Typ Typ	ISO	Application Gebrauch Tillämpning	Recommendations Empfehlungen Rekommendationer
CEW 075 	Al ₂ O ₃ + ZrO ₂	P01-P10 K01-K10 (P05/K05)	 1)	<ul style="list-style-type: none"> Allround grade for steel/cast iron. Universalsorte für Stahl/Guss. Allroundsort för stål/gjutjärn.
CEB 225 	Al ₂ O ₃ + TiC	P01-P10 K01-K10 H01-H10 S10 (P05/K05/ S10/H05)	 1)	<ul style="list-style-type: none"> Allround grade for steel/cast iron/hard materials. Especially for intermittent cutting. Universalsorte für Stahl/Guss/harte Materialien. Speziell für unterbrochene Schnitte. Allroundsort för stål/gjutjärn/hårda material. Speciellt för intermittent bearbetning.
CEB 250 	Al ₂ O ₃ + TiCN	P01-P10 K01-K10 S10 H05-H10 (P10/K10/ S10/H10)	 1)	<ul style="list-style-type: none"> Exceptionally tough grade for steel/cast iron/especially for hard materials. Aussergewöhnliche zähe Sorte für Stahl/Guss/speziell zum harte Materialien. Utpräglat seg sort för stål/gjutjärn/speciellt för hårda material.

Page:
1) Seite:
Sida: **B185**

Cutting data and recommendations, page:
Schnittdaten und Empfehlungen, Seite:
Skärdata och rekommendationer, sida: **B197-B205**

MIRCONA ...nitride ceramic grades (Si_3N_4) ...Nitridkeramiksorser (Si_3N_4) ...nitridkeramiksorser (Si_3N_4)

Grade Sorte Sort	Type Typ Typ	ISO	Application Gebrauch Tillämpning	Recommendations Empfehlungen Rekommendationer
CES 050 	Si_3N_4	K01-K10 S05-S10 H05-H10 (K05/S10/ H10)		<ul style="list-style-type: none"> Allround grade for cast iron. Universalsorte für Guss. Allroundsort för gjutjärn.
CES 025 	Si_3N_4	K01-K15 S10-S15 H10-H15 (K10/S15/ H15)		<ul style="list-style-type: none"> Allround grade with exceptional toughness for cast iron. Universalsorte mit Aussergewöhnliche Zähigkeit für Guss. Allroundsort med utpräglad seghet för gjutjärn.
CES 060 	Si_3N_4 + TiN	K01-K15 S10-S15 H10-H15 (K10/S15/ H15)		<ul style="list-style-type: none"> Especially developed grade for heat-resistant alloys. Speziell entwickelte Sorte für warmfeste Legierungen. Speziellt utvecklade sort för varmhållfasta legeringar.

Selection of ceramic grade, page:
 Wahl der Keramiksorte, Seite:
 Val av keramiksort, sid:

B188

Page:
 1) Seite:
 Sida: **B185**

Inserts, tool holders and protective chamfers

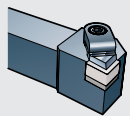
The inserts are offered in two different performances:
 - negative intended for the **MIRCONA** tool system for ceramic inserts;

Schneiden, Werkzeughalter und Schutzfasen

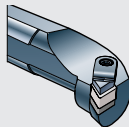
Die Schneiden werden in zwei unterschiedlichen Ausführungen angeboten:
 - negativ, einzusetzen mit dem **MIRCONA** Werkzeugsystem für keramische Schneiden;

Vändskär, verktyghållare och skyddsfaser

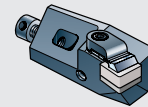
Vändskären erbjuds i två utföranden:
 - negativa avsedda för **MIRCONAs** verktygs-system för keramiska skär.



Page:
 Seite:
 sida: **B91-B99**



Page:
 Seite:
 sida: **B117-B120**

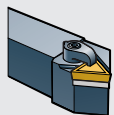


Page:
 Seite:
 sida: **B153-B159**


- positive intended for the **MIRCONA** C-holder system for positive inserts;

- positiv, einzusetzen mit dem **MIRCONA** C-Werkzeughaltersystem für positive Schneiden.

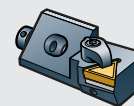
- positiva avsedda för **MIRCONAs** C-hållarsystem för positiva skär.



Page:
 Seite:
 sida: **B83-B90**



Page:
 Seite:
 sida: **B107-B113**

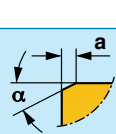


Page:
 Seite:
 sida: **B146-B152**

The inserts are offered with the following protective chamfers;
 Other chamfers are offered on request.

Die Schneiden werden mit den folgenden Schutzfasen angeboten;
 Andere fasen werden auf Wunsch angeboten.

Skären erbjuds i följande fasutföranden;
 Andra faser offereras på begäran.



T01020 – Precision turning and finishing – Fein- und Schlichtdrehen - Finbearbetning
T02020 – Roughing and finishing – Schlicht- und Schruppdrehen – Grov- och finbearbetning
T03520 – Roughing of steel – Schruppdrehen von Stahl – Grovbearbetning av stål

The protective chamfer should when machining steel and grey cast iron be smaller than the selected feed.

For machining of hard materials should the protective chamfer be larger than the selected feed.

Bei der Bearbeitung von Stahl und Guss sollte die Schutzfase kleiner als der gewählte Vorschub sein.

Bei der Bearbeitung von harten Werkstoffen sollte die Schutzfase größer als der gewählte Vorschub sein.

Skyddsfasen skall vid bearbetning i stål och grått gjutjärn vara mindre än det valda matningsvärdet.

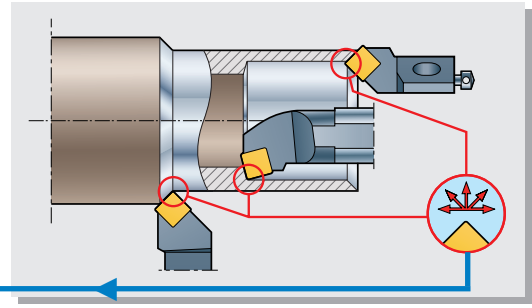
För bearbetning i hårda material skall skyddsfasen vara större än det valda matningsvärdet.

Selection of MIRCONA ceramic grade:

Wahl der MIRCONA Keramiksorte:

Val av MIRCONA keramiksort:

First choice = Erste Wahl Första val



B

- All types of steel/cast steel, low/medium alloy stainless, heat-resistant Fe-alloys.
- Alle Arten von Stahl/Stahlguß, niedrige/mittlere legierte rostbeständige, warmfeste Fe-Legierungen.
- Alla typer av stål/gjutstål, låg/mediumleg rost fritt, varmhållfasta Fe-legeringar.

CEW 075 (P05/K05)

- Soft steels, carbon steels, alloyed steels. Cutting fluid: No
- Weiche Stähle, unlegierter Stähle, legierte Stähle. Schneidflüssigkeit: Nein
- Mjuka stål, kolstål, legerade stål. Skärsvätska: Nej

CEB 225 (P05/K05/S10/H05)

CEB 250 (P10/K10/S10/H10)

- Carbon steels, alloyed steels, heat-resistant steels. CEB 225 for unfavourable machining conditions. Cutting fluid: If desired.
- Unlegierter Stahl, legierter Stahl, warmfeste Stahl. CEB 225 für ungünstige Bearbeitungsverhältnisse. Schneidflüssigkeit: Wenn Sie wünschen.
- Kolstål, legerat stål, varmhållfasta stål. CEB 225 för ofördelaktiga bearbetningsförhållanden. Skärsvätska: Om så önskas.

- All types of short-chipping cast iron.
- Alle Arten von kurzspanende Gußeisen.
- Alla typer av kortspånande gjutjärn.

CEW 075 (P05/K05)

- Grey/nodular/malleable cast iron. Cutting fluid; No
- Grau/Temper/Kugelgraphitguss. Schneidflüssigkeit; Nein
- Grått/nodulärt/aducer gjutjärn. Skärsvätska; Nej

CEB 225 (P05/K05/S10/H05)

CEB 250 (P10/K10/S10/H10)

CES 050 (K05/S10/H10)

CES 025 (K10/S15/H15)

CES 060 (K10/H15/S15)

- Grey/nodular/malleable cast iron. CES 025 for unfavourable conditions. Cutting fluid; If desired.
- Grauguss/Kugelgraphit/Temperguss. CES 025 für ungünstige Bearbeitungsverhältnisse. Schneidflüssigkeit; Wenn Sie wünschen.
- Grått/nodulärt/aducer gjutjärn. CES 025 för ofördelaktiga förhållanden Skärsvätska; Om så önskas.

- Heat resistant Ni-, Co-, Fe- and Ti-alloys
- Warmfeste Ni-, Co-, Fe- und Ti-Legierungen.
- Varmhållfasta Ni-, Co-, Fe- och Ti-legeringar

CES 050 (K05/S10/H10)

CES 025 (K10/S15/H15)

CES 060 (K10/H15/S15)

- Ni-alloys. Cutting fluid; If desired.
- Ni-Legierungen. Schneidflüssigkeit; Wenn Sie wollen.
- Ni-legeringar. Skärsvätska; Om så önskas.

- Hard materials: hardened steel and cast iron.
- Harte Materialien: gehärtete Stahl und Guss.
- Hårda material: härdade stål och gjutjärn.

CES 050 (K05/S10/H10)

CES 025 (K10/S15/H15)

CES 060 (K10/H15/S15)

CEB 225 (P05/K05/S10/H05)

CEB 250 (P10/K10/S10/H10)

- Chilled cast iron. Cutting fluid; If desired.
- Kokillenhartguss. Schneidflüssigkeit; Wenn Sie wollen.
- Kokillhärdat gjutgods. Skärsvätska; Om så önskas.
- Hardened steel, chilled cast iron HRC > 45. Cutting fluid: If desired.
- Gehärtere Stahl, Kokillenhartguss HRC > 45. Schneidflüssigkeit; Wenn Sie wünschen.
- Härdat stål, kokillhärdat gjutjärn HRC > 45. Skärsvätska; Om så önskas.

● Ceramic grades ● Keramiksorten
● Keramiska sorter.

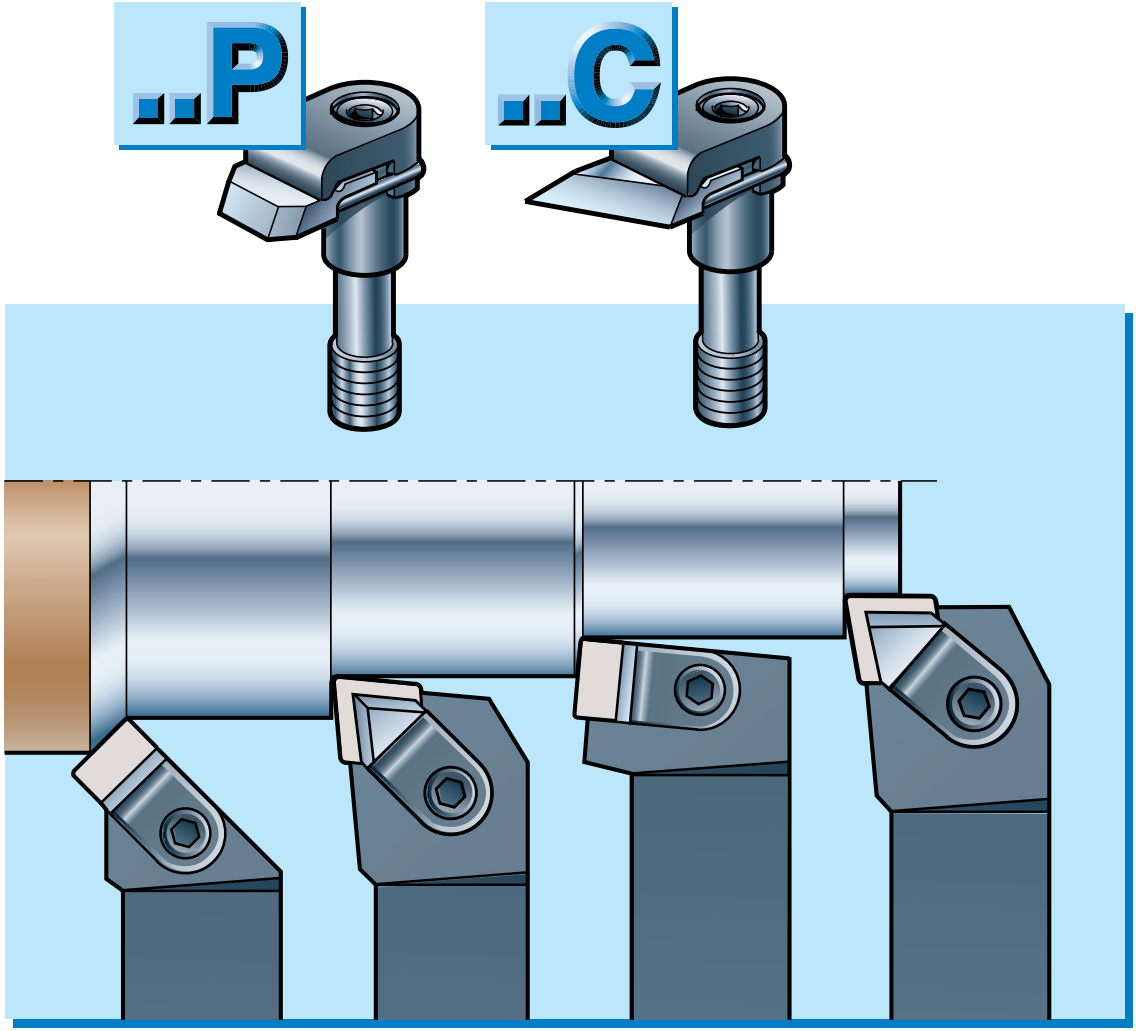
Al ₂ O ₃	Si ₃ N ₄ + TiN
Al ₂ O ₃ + TiC	Si ₃ N ₄

Recommendations, see page: Empfehlungen, siehe Seite: Rekommendationer, se sid:

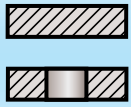
B197-B199

Selection of cutting data, page: Wahl der Schnittdaten, Seite: Val av skärdata, se sid:

B197-B205

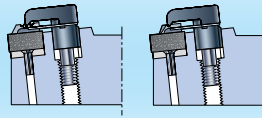


B

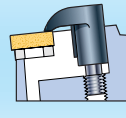


Ceramics
Keramik
Keramik

C



C



B

TNGN * 						
	CEW 075 P05/K05	CEB 225 P05/ K05/S10/H05	CEB 250 P10/ K10/S10/H10	CES 050 K05/S10/H10	CES 025 K10/S15//H15	CES 060 K10/H15/S15
TNGN 11 03 08T 02020			■			
TNGN 16 04 08T 01020	□		■			
TNGN 16 04 08T 02020	□		■			
TNGN 16 04 12T 01020			□	■		
TNGN 16 04 12T 02020	□					
TNGN 16 04 16T 01020						
TNGN 16 04 16T 02020						
TNGN 16 07 08T 01020						
TNGN 16 07 08T 02020	□					
TNGN 16 07 12T 02020	□					
TNGN 16 07 16T 02020	□					
TNGN 22 04 08T 02020			■			
TNGN 22 04 12T 02020						
TNGN 22 04 16T 02020						

SNGN * 						
	CEW 075 P05/K05	CEB 225 P05/ K05/S10/H05	CEB 250 P10/ K10/S10/H10	CES 050 K05/S10/H10	CES 025 K10/S15//H15	CES 060 K10/H15/S15
SNGN 09 03 08T 01020						
SNGN 09 03 08T 02020						
SNGN 09 03 12T 02020						
SNGN 09 04 08T 02020						
SNGN 09 04 12T 02020						
SNGN 09 04 16T 02020						
SNGN 12 04 08T 01020	□					
SNGN 12 04 08T 02020	□					
SNGN 12 04 12T 01020	□		■			
SNGN 12 04 12T 02020	□		□	■		
SNGN 12 04 16T 01020						
SNGN 12 04 16T 02020	□		■	■		
SNGN 12 07 08T 01020	□					
SNGN 12 07 08T 02020	□					
SNGN 12 07 12T 01020			■			
SNGN 12 07 12T 02020	■		■		□	
SNGN 12 07 16T 01020						
SNGN 12 07 16T 02020	□				□	
SNGN 12 07 16T 03520						
SNGN 12 07 20T 03520						
SNGN 12 07 30T 02020						
SNGN 15 04 08T 02020						
SNGN 15 04 12T 02020						
SNGN 15 04 16T 02020						
SNGN 15 07 08T 02020						
SNGN 15 07 12T 01020						
SNGN 15 07 12T 02020						
SNGN 15 07 16T 01020						
SNGN 15 07 16T 02020						
SNGN 15 07 16T 03520						
SNGN 15 07 20T 02020						
SNGN 15 07 30T 02020						
SNGN 19 07 16T 01020						
SNGN 19 07 24T 01020						
SNGN 19 07 24T 02020						

TNGA * X) 						
	CEW 075 P05/K05	CEB 225 P05/ K05/S10/H05	CEB 250 P10/ K10/S10/H10	CES 050 K05/S10/H10	CES 025 K10/S15//H15	CES 060 K10/H15/S15
TNGA 16 03 08T 01020	□					
TNGA 16 04 08T 01020			■			
TNGA 16 04 08T 02020	□		■			
TNGA 16 04 12T 01020	□					
TNGA 16 04 12T 02020			□			
TNGA 16 04 16T 01020						
TNGA 16 04 16T 02020						
TNGA 22 04 08T 02020	□		■			
TNGA 22 04 12T 02020	□					
TNGA 22 04 16T 02020	□					

SNGA * X) 						
	CEW 075 P05/K05	CEB 225 P05/ K05/S10/H05	CEB 250 P10/ K10/S10/H10	CES 050 K05/S10/H10	CES 025 K10/S15//H15	CES 060 K10/H15/S15
SNGA 12 04 08T 01020						
SNGA 12 04 08T 02020	□					
SNGA 12 04 12T 01020						
SNGA 12 04 12T 02020			□			
SNGA 12 04 16T 01020						
SNGA 12 04 16T 02020						
SNGA 15 06 12T 01020						
SNGA 15 06 12T 02020						
SNGA 15 06 16T 01020						
SNGA 15 06 16T 02020						
SNGA 19 06 12T 02020			■			
SNGA 19 06 16T 02020						

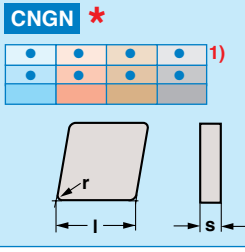
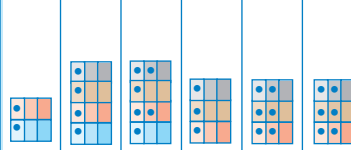
● Ceramic grades ● Keramiksorfen
● Keramiska sorter.

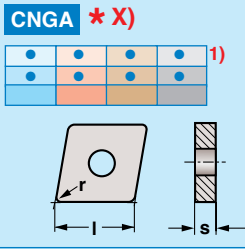
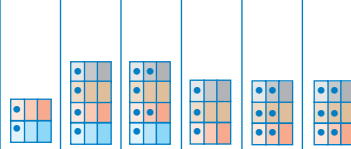
Al₂O₃

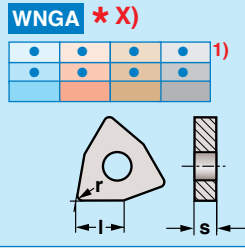
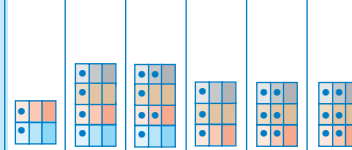
Si₃N₄

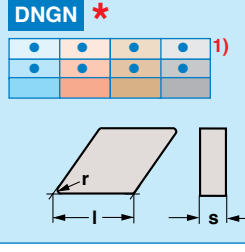
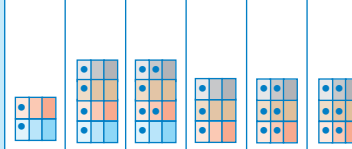
Al₂O₃ + TiC

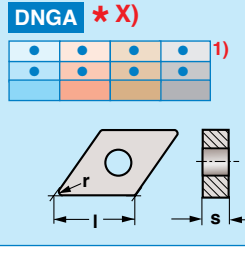
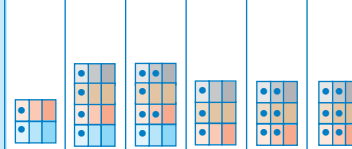
Si₃N₄ + TiN

CNGN * 						
	CEW 075 P05/K05	CEB 225 P05/ K05/S10/H05	CEB 250 P10/ K10/S10/H10	CES 050 K05/S10/H10	CES 025 K10/S15//H15	CES 060 K10/H15/S15
CNGN 12 04 04T 01020						
CNGN 12 04 08T 01020	<input type="checkbox"/>					
CNGN 12 04 08T 02020			<input type="checkbox"/>	<input checked="" type="checkbox"/>		
CNGN 12 04 12T 01020						
CNGN 12 04 12T 02020			<input checked="" type="checkbox"/>	<input checked="" type="checkbox"/>		
CNGN 12 04 16T 01020	<input type="checkbox"/>		<input type="checkbox"/>	<input checked="" type="checkbox"/>		
CNGN 12 04 16T 02020			<input checked="" type="checkbox"/>	<input checked="" type="checkbox"/>		
CNGN 12 07 08T 01020	<input type="checkbox"/>		<input type="checkbox"/>			
CNGN 12 07 08T 02020						
CNGN 12 07 12T 01020						
CNGN 12 07 12T 02020			<input type="checkbox"/>	<input checked="" type="checkbox"/>		
CNGN 12 07 16T 01020				<input type="checkbox"/>		
CNGN 12 07 16T 02020						
CNGN 12 07 16T 03520						<input checked="" type="checkbox"/>
CNGN 16 07 08T 01020						
CNGN 16 07 08T 02020	<input type="checkbox"/>					
CNGN 16 07 12T 01020						
CNGN 16 07 12T 02020	<input type="checkbox"/>		<input checked="" type="checkbox"/>			
CNGN 16 07 12T 03520						
CNGN 16 07 16T 01020			<input checked="" type="checkbox"/>			
CNGN 16 07 16T 02020	<input type="checkbox"/>					
CNGN 16 07 16T 03520						

CNGA * X) 						
	CEW 075 P05/K05	CEB 225 P05/ K05/S10/H05	CEB 250 P10/ K10/S10/H10	CES 050 K05/S10/H10	CES 025 K10/S15//H15	CES 060 K10/H15/S15
CNGA 12 04 08T 01020	<input type="checkbox"/>					
CNGA 12 04 08T 02020			<input checked="" type="checkbox"/>	<input checked="" type="checkbox"/>		
CNGA 12 04 12T 01020	<input type="checkbox"/>					
CNGA 12 04 12T 02020	<input type="checkbox"/>		<input checked="" type="checkbox"/>			
CNGA 12 04 16T 01020	<input type="checkbox"/>					
CNGA 12 04 16T 02020						
CNGA 16 06 08T 01020						
CNGA 16 06 08T 02020						
CNGA 16 06 12T 01020						
CNGA 16 06 12T 02020						
CNGA 16 06 16T 02020						
CNGA 19 06 12T02020				<input checked="" type="checkbox"/>		



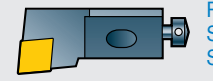
WNGA * X) 						
	CEW 075 P05/K05	CEB 225 P05/ K05/S10/H05	CEB 250 P10/ K10/S10/H10	CES 050 K05/S10/H10	CES 025 K10/S15//H15	CES 060 K10/H15/S15
WNGA 08 04 12T 02020						
WNGA 16 04 12T 01020						

DNGN * 						
	CEW 075 P05/K05	CEB 225 P05/ K05/S10/H05	CEB 250 P10/ K10/S10/H10	CES 050 K05/S10/H10	CES 025 K10/S15//H15	CES 060 K10/H15/S15
DNGN 15 04 08T 01020						
DNGN 15 04 08T 02020						
DNGN 15 04 12T 01020			<input type="checkbox"/>			
DNGN 15 04 12T 02020						
DNGN 15 04 16T 02020				<input type="checkbox"/>		
DNGN 15 07 08T 01020	<input type="checkbox"/>					
DNGN 15 07 08T 02020						
DNGN 15 07 12T 01020						
DNGN 15 07 12T 02020						
DNGN 15 07 16T 01020						
DNGN 15 07 16T 02020						

DNGA * X) 						
	CEW 075 P05/K05	CEB 225 P05/ K05/S10/H05	CEB 250 P10/ K10/S10/H10	CES 050 K05/S10/H10	CES 025 K10/S15//H15	CES 060 K10/H15/S15
DNGA 15 04 08T 01020						
DNGA 15 04 08T 02020	<input type="checkbox"/>					
DNGA 15 04 12T 01020	<input type="checkbox"/>					
DNGA 15 04 12T 02020						
DNGA 15 04 16T 01020						
DNGA 15 04 16T 02020						
DNGA 15 06 08T 02020			<input checked="" type="checkbox"/>			
DNGA 15 06 12T 02020						

Ordering example:
 Bestellbeispiel: **TNGA 22 04 08 T02020 CEB 250**
 Beställningsexempel:

X) Ceramic inserts with hole should not be used in the MIRCONA PMC-system.
 Keramikschneiden mit Loch darf nicht in dem MIRCONA PMC-System verwendet werden.
 Keramikskär med hål kan inte användas i MIRCONA PMC-fastspänningssystem.

	Page: B91-B98 Seite: B91-B98 Sida: B91-B98		Page: B117-B120 Seite: B117-B120 Sida: B117-B120		Page: B153-B159 Seite: B153-B159 Sida: B153-B159
---	---	---	---	---	---

Stocked - Ab Lager - Lagerfört
 Limited stocked - Begrenzt ab Lager - Begränsat lagerfört

Selection of ceramic grade, page: **B186-B188**
 Cutting data, page: **B197-B205**
 * Recommendations, page: **B197-B199**
 Wahl der Keramiksorte, Seite: **B186-B188**
 Skärdata, sida: **B197-B205**
 Empfehlungen, Seite: **B197-B199**
 Val av keramiksort, sida: **B186-B188**
 Rekommendationer, sida: **B197-B199**

B

 RNGN *	CEW 075 P05/K05		CEB 225 P05/ K05/S10/H05		CEB 250 P10/ K10/S10/H10		CES 050 K05/S10/H10		CES 025 K10/S15/H15		CES 060 K10/H15/S15	
	[Grid]		[Grid]		[Grid]		[Grid]		[Grid]		[Grid]	
RNGN 09 03 00T 01020												
RNGN 12 04 00T 01020 RNGN 12 04 00T 02020					■	■						
RNGN 12 07 00T 01020 RNGN 12 07 00T 02020	□				■	■					□	
RNGN 15 07 00T 01020 RNGN 15 07 00T 02020												
RNGN 19 07 00T 01020 RNGN 19 07 00T 02020					■							
RNGN 25 07 00T 01020 RNGN 25 07 00T 02020												

X) Ceramic inserts with hole should not be used in the MIRCONA PMC clamping system.
 Keramikschneiden mit Loch dürfen nicht in dem MIRCONA PMC-Klemmsystem verwendet werden.
 Keramikskär med hål kan inte användas i MIRCONA PMC-fastsättningssystem.

 RNGA * X)	CEW 075 P05/K05		CEB 225 P05/ K05/S10/H05		CEB 250 P10/ K10/S10/H10		CES 050 K05/S10/H10		CES 025 K10/S15/H15		CES 060 K10/H15/S15	
	[Grid]		[Grid]		[Grid]		[Grid]		[Grid]		[Grid]	
RNGA 12 04 00T 01020 RNGA 12 04 00T 02020												

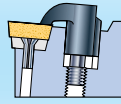
Page - Seite
- Sida: **B91-B99**

Page - Seite
- Sida: **B117-B120**

Page - Seite
- Sida: **B153-B159**

Ceramics
Keramik
Keramik

C



 TPGN *	CEW 075 P05/K05		CEB 225 P05/ K05/S10/H05		CEB 250 P10/ K10/S10/H10		CES 050 K05/S10/H10		CES 025 K10/S15/H15		CES 060 K10/H15/S15	
	[Grid]		[Grid]		[Grid]		[Grid]		[Grid]		[Grid]	
TPGN 11 03 04T 01020 TPGN 11 03 08T 02020												
TPGN 16 03 04T 01020 TPGN 16 03 08T 01020 TPGN 16 03 12T 01020					□							

 RPGN *	CEW 075 P05/K05		CEB 225 P05/ K05/S10/H05		CEB 250 P10/ K10/S10/H10		CES 050 K05/S10/H10		CES 025 K10/S15/H15		CES 060 K10/H15/S15	
	[Grid]		[Grid]		[Grid]		[Grid]		[Grid]		[Grid]	
RPGN 09 03 00												

 SPGN *	CEW 075 P05/K05		CEB 225 P05/ K05/S10/H05		CEB 250 P10/ K10/S10/H10		CES 050 K05/S10/H10		CES 025 K10/S15/H15		CES 060 K10/H15/S15	
	[Grid]		[Grid]		[Grid]		[Grid]		[Grid]		[Grid]	
SPGN 12 04 08T 01020 SPGN 12 04 12T 01020 SPGN 12 04 16T 01020					□							

Page - Seite
- Sida: **B83-B90**

Page - Seite
- Sida: **B114-B116**

Page - Seite
- Sida: **B146-B152**

Ordering example:
 Bestellbeispiel: **SPGN 12 04 12 T01020 CEB 250**
 Beställningsexempel:

■ Stocked - Ab Lager - Lagerfört □ Limited stocked - Begrenzt ab Lager - Begränsat lagerfört

Selection of ceramic grade, page:
 Wahl der Keramiksorte, Seite: **B186-B188**
 Val av keramiksort, sida:

Cutting data, page:
 Schnittdaten, Seite: **B197-B205**
 Skärdata, sida:

* Recommendations, page:
 Empfehlungen, Seite: **B197-B199**
 Rekommendationer, sida: